


# *Colusa County Department of Agriculture 2005 Crop Report*



*Harry A. Krug  
Agricultural Commissioner*

COLUSA COUNTY  
DEPARTMENT OF AGRICULTURE  
**HARRY A. KRUG**  
AGRICULTURAL COMMISSIONER/SEALER OF WEIGHTS AND MEASURES  
100 SUNRISE BLVD., SUITE F  
COLUSA, CA 95932  
530-458-0580

TO: Mr. A. G. Kawamura, Secretary  
California Department of Food and Agriculture  
and The Honorable Board of Supervisors, Colusa County

In accordance with the provisions of Section 2279, of the California Food and Agricultural Code, I am pleased to submit the 2005 Colusa County Crop Report.

The 2005 crop year total county production value was \$392,677,000, which was a \$41,073,000 increase from 2004 and \$31,104,000 more than the prior all time record high of \$361,573,000 in 2003.

The county's largest crop, rice, had a slight increase in value from 2004 with a total 2005 value of \$124,963,000. This was due to an increase in production value from \$195.00 per ton to \$251.00 per ton in 2005 even though there was a decrease in acreage from 150,130 to 136,400. Almonds remained number two in county ranking, but making large strides towards rice, with a continued increase in overall 2005 value of \$121,968,000 from a 2004 value of \$77,555,000. This was a result of an increase in acreage, unit value and production. Processing tomatoes remained number three with a decreased value of \$42,818,000 compared to the 2004 value of \$44,251,000. This was a result of a decrease in production from 43.0 tons per acre in 2004 to 35.5 tons per acre in 2005. Cattle and Calves remained fourth with a value of \$13,257,000 in 2005 compared to \$12,870,000 in 2004. Seed crop production decreased from a total 2004 dollar value of \$41,571,000 to a 2005 value of \$31,901,000 due to acreage decreases in many of the seed crops, but there were increases in carrot, melon and sunflower seed production.

I must stress that these figures show gross values only, and do not reflect a net return to the producer.

I wish to thank everyone who contributed to this report. I also express appreciation to all of my staff, especially Lee Ann Price and Jon Richter who set up and compiled this report.

Respectfully submitted,

*Harry A. Krug*

Harry A. Krug  
Agricultural Commissioner



## VEGETABLE CROPS

CROPS	ACREAGE		PRODUCTION			VALUE	
	YEAR	HARVESTED	PER ACRE	TOTAL	UNIT	PER UNIT	TOTAL
TOMATOES-PROCESSING	2005	23,650	35.5	839,575	Ton	\$51.00	\$42,818,000
	2004	20,500	43.0	881,500	Ton	50.20	44,251,000
MISCELLANEOUS	2005 <sup>1</sup>	79	-----	-----	-----	-----	75,000
	2004 <sup>2</sup>	380	-----	-----	-----	-----	1,043,000
TOTAL	2005	23,729					\$42,893,000
	2004	20,880					45,294,000

<sup>1</sup> Includes bell pepper, cucumbers, melons, pumpkins, squash, sweet corn, tomatoes, turnip and watermelon.

<sup>2</sup> Includes honeydew melons, sweet corn, tomatoes and watermelon.

## FRUIT AND NUT CROPS **ACREAGE, PRODUCTION AND VALUE 2005 - 2004**

CROP	YEAR	ACREAGE		PRODUCTION			VALUE	
		HARVESTED	PER ACRE	TOTAL	UNIT	PER UNIT	TOTAL	
ALMONDS - MEATS	2005	26,400	0.84	22,176	Ton	\$5,500.00	\$121,968,000	
	2004	23,360	0.83	19,389	Ton	4,000.00	77,555,000	
ALMONDS - HULLS	2005	-----	-----	27,720	Ton	75.00	2,079,000	
	2004	-----	-----	24,240	Ton	75.00	1,818,000	
PRUNES	2005	1,625	1.20	1,950	Ton	1,400.00	2,730,000	
	2004	2,040	0.55	1,122	Ton	1,160.00	1,302,000	
WALNUTS - ENGLISH	2005	4,640	1.80	8,352	Ton	1,400.00	11,693,000	
	2004	4,590	1.42	6,518	Ton	1,040.00	6,779,000	
MISCELLANEOUS <sup>1</sup>	2005	3,550	-----	-----	-----	-----	14,732,000	
	2004	3,645	-----	-----	-----	-----	12,045,000	
TOTAL	2005	36,215					\$153,202,000	
	2004	33,635					99,499,000	

<sup>1</sup> Includes organic almonds, apples, apricots, black walnuts, wine grapes, olives, peaches, asian pears, pecans, persimmons and pistachios.

## FIELD CROPS

### ACREAGE, PRODUCTION AND VALUE 2005 - 2004

	YEAR	ACREAGE		PRODUCTION		VALUE	
		HARVESTED	PER ACRE	TOTAL	UNIT	PER UNIT	TOTAL
BARLEY	2005	200	1.10	220	Ton	\$90.00	\$20,000
	2004	400	1.50	600	Ton	95.00	57,000
BEANS - DRY	2005	6,050	0.88	5,324	Ton	720.00	3,833,000
	2004	4,370	1.00	4,370	Ton	660.00	2,884,000
CORN - GRAIN	2005	720	4.40	3,168	Ton	90.00	285,000
	2004	1,410	4.60	6,486	Ton	90.00	584,000
CORN - WHITE	2005	240	4.20	1,008	Ton	130.00	131,000
	2004	850	4.70	3,995	Ton	130.00	519,000
COTTON - LINT	2005	2,940	3.10	9,114	500#	340.00	3,099,000
	2004	4,820	3.30	15,906	500#	350.00	5,567,000
COTTON - SEED	2005	-----	-----	3,870	Ton	140.00	542,000
	2004	-----	-----	5,560	Ton	156.00	867,000
HAY - ALFALFA	2005	6,100	7.20	43,920	Ton	115.00	5,051,000
	2004	5,450	7.00	38,150	Ton	90.00	3,434,000
HAY - ALFALFA CUBE	2005	1,050	7.40	7,770	Ton	135.00	1,049,000
	2004	1,100	7.50	8,250	Ton	120.00	990,000
HAY - GRAIN <sup>1</sup>	2005	3,650	1.70	6,205	Ton	75.00	465,000
	2004	3,410	1.50	5,115	Ton	70.00	358,000
PASTURE - IRRIGATED	2005	800	-----	-----	Acre	125.00	100,000
	2004	850	-----	-----	Acre	125.00	106,000
PASTURE - DRYLAND	2005	190,000	-----	-----	Acre	8.00	1,520,000
	2004	190,000	-----	-----	Acre	7.50	1,425,000
PASTURE - STUBBLE <sup>2</sup>	2005	-----	-----	-----	---	-----	120,000
	2004	-----	-----	-----	---	-----	100,000
RICE <sup>3</sup>	2005	136,400	3.65	497,860	Ton	251.00	124,963,000
	2004	150,130	4.20	630,546	Ton	195.00	122,956,000
SAFFLOWER	2005	4,200	1.25	5,250	Ton	240.00	1,260,000
	2004	4,950	1.00	4,950	Ton	220.00	1,089,000
WHEAT	2005	13,500	1.70	22,950	Ton	100.00	2,295,000
	2004	24,200	2.50	60,500	Ton	102.00	6,171,000
MISCELLANEOUS	2005 <sup>4</sup>	-----	-----	-----	---	-----	1,858,000
	2004 <sup>5</sup>	-----	-----	-----	---	-----	2,146,000
TOTAL	2005	365,850					\$146,591,000
	2004	391,940					149,253,000

<sup>1</sup> Includes wheat, barley, oat, sudangrass and volunteer grain hay.

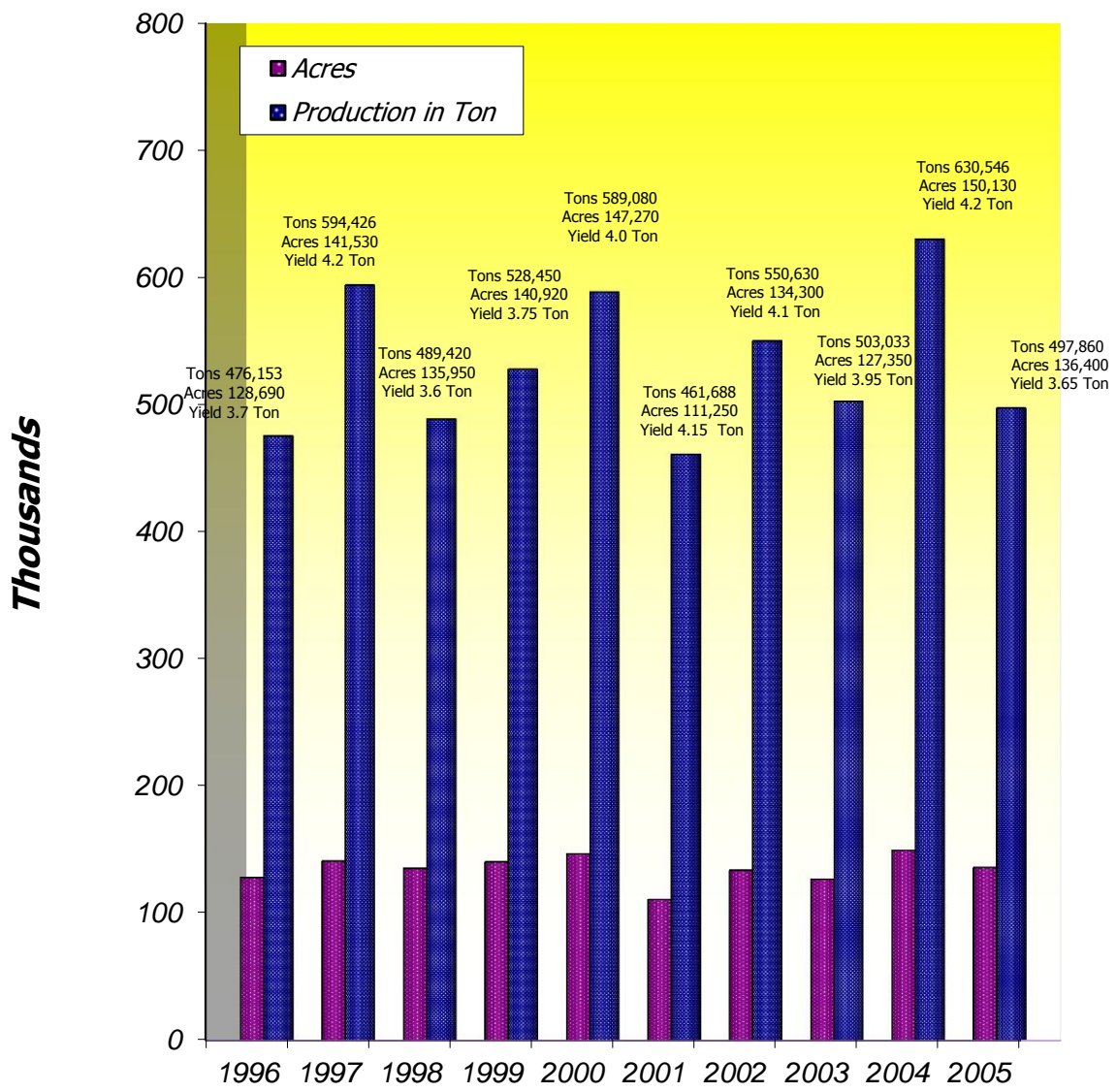
<sup>2</sup> Includes alfalfa, wheat and barley stubble.

<sup>3</sup> Includes all Farm Service Agency payments to growers.

<sup>4</sup> Includes bean, rice and wheat straw and organic rice.

<sup>5</sup> Includes bean, rice and wheat straw, ornamental gourds, sorghum grain and organic rice.

# RICE 1996-2005 Total Acres/Total Production



## **SEED CROPS**

### **ACREAGE, PRODUCTION AND VALUE 2005 - 2004**

CROP	YEAR	ACREAGE HARVESTED	PRODUCTION		UNIT	VALUE	
			PER ACRE	TOTAL		PER UNIT	TOTAL
BEANS	2005	500	1,760	880,000	Lb.	\$0.42	\$370,000
	2004	910	1,930	1,756,300	Lb.	0.38	667,000
RICE <sup>1</sup>	2005	7,110	7,300	51,903,000	Lb.	0.15	7,785,000
	2004	8,370	8,400	70,308,000	Lb.	0.14	9,843,000
SUNFLOWERS	2005	1,760	1,100	1,936,000	Lb.	1.15	2,226,000
	2004	810	1,210	980,100	Lb.	0.70	686,000
WHEAT	2005	0	0	0	Lb.	0.00	0
	2004	1,100	4,450	4,895,000	Lb.	0.06	294,000
MISCELLANEOUS	2005 <sup>2</sup>	465	-----	-----	-----	-----	144,000
	2004 <sup>3</sup>	2,010	-----	-----	-----	-----	831,000
TOTAL	2005	9,835					\$10,525,000
	2004	13,200					12,321,000

## **NON-CERTIFIED SEED CROPS**

CROP	YEAR	ACREAGE HARVESTED	PRODUCTION		UNIT	VALUE	
			PER ACRE	TOTAL		PER UNIT	TOTAL
CUCUMBERS	2005	4,230	170	719,100	Lb.	\$6.55	\$4,710,000
	2004	5,250	190	997,500	Lb.	7.20	7,182,000
MELONS	2005	650	365	237,250	Lb.	2.65	629,000
	2004	340	360	122,400	Lb.	2.15	263,000
ONIONS	2005	710	505	358,550	Lb.	19.20	6,884,000
	2004	640	625	400,000	Lb.	16.00	6,400,000
CARROTS	2005	590	305	179,950	Lb.	14.20	2,555,000
	2004	440	350	154,000	Lb.	9.00	1,386,000
PUMPKINS	2005	140	210	29,400	Lb.	9.10	268,000
	2004	235	330	77,550	Lb.	6.10	473,000
SQUASH	2005	1,170	280	327,600	Lb.	5.10	1,671,000
	2004	1,880	640	1,203,200	Lb.	5.80	6,979,000
WATERMELONS	2005	3,160	245	774,200	Lb.	3.70	2,865,000
	2004	4,700	320	1,504,000	Lb.	3.80	5,715,000
MISCELLANEOUS	2005 <sup>4</sup>	1,065	-----	-----	-----	-----	1,794,000
	2004 <sup>5</sup>	770	-----	-----	-----	-----	852,000
TOTAL	2005	11,715					\$21,376,000
	2004	14,255					29,250,000

<sup>1</sup> Includes all Farm Service Agency payments to growers.

<sup>2</sup> Asparagus, canola, cotton, safflower and sudangrass.

<sup>3</sup> Asparagus, cotton, safflower, sudangrass and watermelon.

<sup>4</sup> Includes beets, broccoli, brussel sprouts, burdock, cabbage, chard, collards, herbs, kale, mustard, parsley, peas, sudangrass, sunflowers, turnips, organic carrots, herbs, flowers and spices.

<sup>5</sup> Includes beets, broccoli, brussel sprouts, burdock, cabbage, cauliflower, celery, chard, coriander, herbs, kale, kohlrabi, mustard, parsley, peas, peppers, radish, sudangrass, sunflowers, turnip, organic carrots, herbs, flowers and spices.

## LIVESTOCK

ITEMS	YEAR	NUMBER OF HEAD	LIVE WEIGHT	UNIT	VALUE	
					PER UNIT	TOTAL
CATTLE AND CALVES	2005	26,200	146,000	Cwt.	\$90.80	\$13,257,000
	2004	26,500	145,750	Cwt.	88.30	12,870,000
SHEEP AND LAMBS	2005	3,000	3,300	Cwt.	98.90	326,000
	2004	3,200	3,520	Cwt.	90.40	318,000
MISCELLANEOUS <sup>1</sup>	2005	-----	-----	----	-----	255,000
	2004	-----	-----	----	-----	268,000
TOTAL	2005					\$13,838,000
	2004					13,456,000

<sup>1</sup> Includes chickens, goats, hogs and quail.



## LIVESTOCK PRODUCTS 2005 - 2004

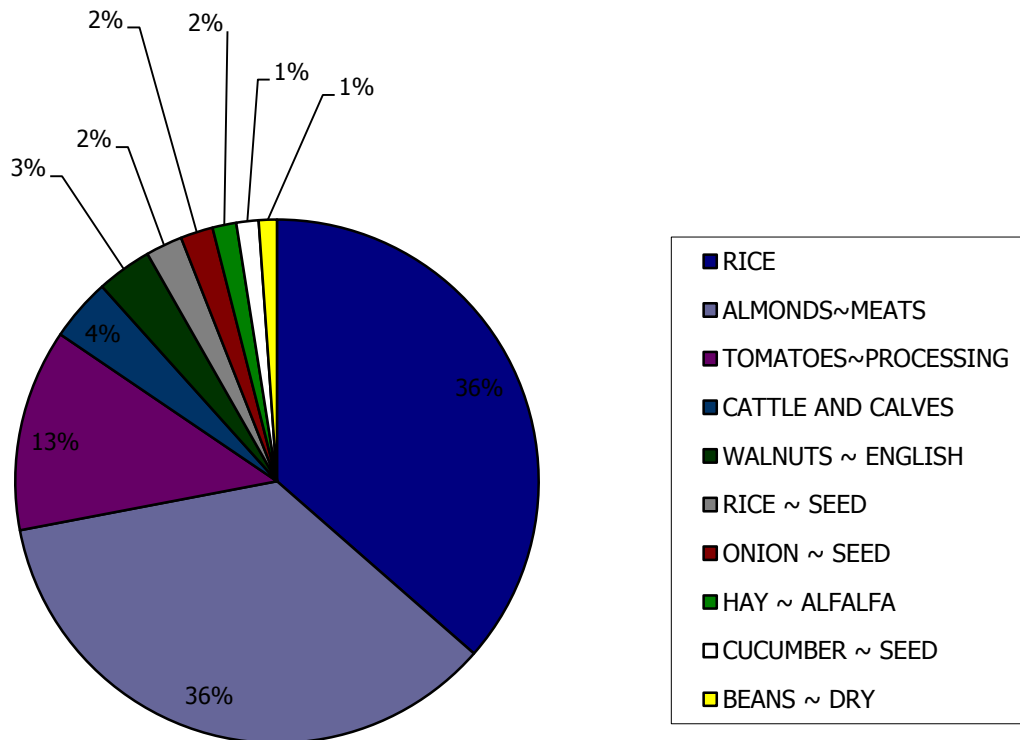
ITEMS	YEAR	PRODUCTION	UNIT	VALUE	
				PER UNIT	TOTAL
MISCELLANEOUS <sup>1</sup>	2005	-----	-----	-----	\$32,000
	2004	-----	-----	-----	34,000
TOTAL	2005				\$32,000
	2004				34,000

<sup>1</sup> Includes wool.



## TEN LEADING FARM COMMODITIES 2005 - 2004

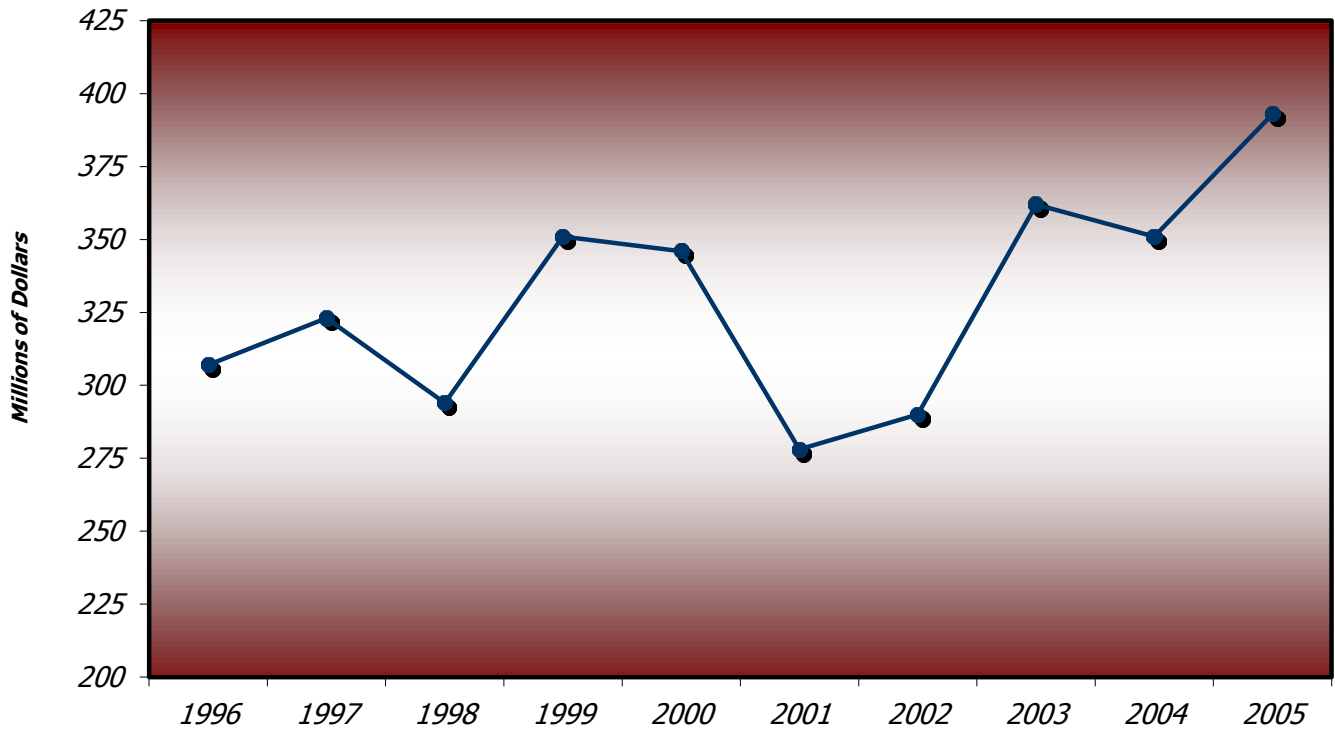
CROP	AMOUNT	2005	2004
RICE	\$124,963,000	1	1
ALMONDS ~ MEATS	121,968,000	2	2
TOMATOES ~ PROCESSING	42,818,000	3	3
CATTLE AND CALVES	13,257,000	4	4
WALNUTS ~ ENGLISH	11,693,000	5	8
RICE ~ SEED	7,785,000	6	5
ONION ~ SEED	6,884,000	7	9
HAY ~ ALFALFA	5,051,000	8	13
CUCUMBER ~ SEED	4,710,000	9	6
BEANS ~ DRY	3,833,000	10	14



## TEN YEAR COMPARISON 2005 - 1996

2005	GRAND TOTAL	392,677,000
2004	GRAND TOTAL	351,604,000
2003	GRAND TOTAL	361,573,000
2002	GRAND TOTAL	290,264,000
2001	GRAND TOTAL	277,826,000
2000	GRAND TOTAL	345,906,000
1999	GRAND TOTAL	351,278,000
1998	GRAND TOTAL	293,633,000
1997	GRAND TOTAL	322,922,000
1996	GRAND TOTAL	306,908,000

### TEN YEAR COMPARISON





## Colusa County Commodities and Their Destinations

Colusa County exports these vegetable and flower seeds overseas:

Asparagus  
Basil  
Bean  
Broccoli  
Cabbage  
Calendula  
Cantaloupe  
Carrot  
Cauliflower  
Chicory

Coriander  
Corn  
Cucumber  
Dill  
Gourd  
Kale  
Lettuce  
Melon  
Mustard  
Onion

Parsley  
Peas  
Pepper  
Pumpkin  
Radish  
Squash  
Sunflower  
Tomato  
Turnip  
Watermelon

Food crops that are exported overseas include:



Almonds  
Plums  
Rice  
Beans  
Prunes  
Wild Rice



Importing countries that purchase commodities produced in Colusa County:

Argentina  
Australia  
Austria  
Bahrain  
Belgium  
Belize  
Brazil  
Canada  
Canary Islands  
Chile  
China  
Colombia  
Cyprus  
Denmark  
Dominican Republic  
Ecuador  
El Salvador  
Egypt  
Finland  
France  
Germany  
Ghana  
Greece  
Guam

Guatemala  
Hong Kong  
Iceland  
India  
Indonesia  
Israel  
Italy  
Jamaica  
Japan  
Jordan  
Kenya  
Kuwait  
Lebanon  
Lithuania  
Malaysia  
Martinique  
Mexico  
Micronesia  
Netherlands  
New Caledonia  
New Zealand  
Nicaragua  
Norway  
Pakistan

Panama  
Papua New Guinea  
People's Republic of China  
Peru  
Philippines  
Poland  
Portugal  
Republic of Korea  
Russian Federation  
Saipan  
Saudi Arabia  
Singapore  
South Africa  
Spain  
Sweden  
Switzerland  
Taiwan  
Tahiti  
Thailand  
Trinidad & Tobago  
Turkey  
United Arab Emirates  
United Kingdom  
Venezuela

