


2012
Amador County



*Agricultural Crops
&
Livestock Report*

Farm Day is a national effort to educate school-aged youth about the importance of agriculture in their everyday lives. Amador's Farm Day was a one-day field trip, open to all county third-graders, free of charge, Wednesday, Sept. 26, 2012 at the Amador County Fairgrounds, in Plymouth, CA.

Students spent the day learning about farms, ranches, and how food gets to the table. They also learned about the biodiversity of Amador's regions, from timber forests to croplands. There were 24 interactive stations that satisfied state curriculum standards, demonstrating to the children how agriculture gets from the farm to their forks.

Patterned off of other counties' successful efforts, and planned in an amazing six months, Amador Farm Day hosted nearly 400 students from both public and private schools to teach and show them the diversity of products that are made from agriculture, and the process of getting crops from the dirt into the packaging they see in their pantries.



July 16, 2013

Karen Ross, Secretary
California Department of Food and Agriculture
And
The Honorable Board of Supervisors
County of Amador

In accordance with Section 2279 of the California Food and Agricultural Code, I am pleased to present the 2012 Amador County Report of Agriculture.

The total gross valuation for all agricultural commodities produced in 2012 was \$34,584,662. This represents an increase of 16.14% from the 2011 gross production values. The primary increases were Timber at 67.42% and Grapes at 31.76%.

These production values only partially reflect the overall measure of the economic impact agriculture has on the local economy. Processing, transporting, marketing and other farm-related services significantly multiply the value agriculture has to Amador County.

It must be emphasized that this report deals with gross values of production only and does not attempt to reflect net farm income.

I would like to thank all the individuals, producers, processors, government agencies and others whose cooperation and assistance contributed in preparing this report. My sincerest thanks and appreciation must also be extended to the Amador County Department of Agriculture staff for their efforts in compiling and finalizing this report.

Respectfully submitted,

A handwritten signature in blue ink, appearing to read "Michael E. Boitano", is written over a horizontal line.

Michael E. Boitano
Agricultural Commissioner/Sealer

AMADOR COUNTY

BOARD OF SUPERVISORS

RICHARD M. FORSTER, CHAIRMAN	DISTRICT II
JOHN PLASSE	DISTRICT I
THEODORE F. NOVELLI	DISTRICT III
LOUIS D. BOITANO	DISTRICT IV
BRIAN ONETO	DISTRICT V

DEPARTMENT OF AGRICULTURE

**AGRICULTURAL COMMISSIONER
SEALER OF WEIGHTS AND MEASURES**
MICHAEL E. BOITANO

**DEPUTY AGRICULTURAL COMMISSIONER
DEPUTY SEALER OF WEIGHTS AND MEASURES**
PATRICIA M. LESKY

AGRICULTURAL AND STANDARDS INSPECTORS
BARRY P. CLARK
CARRIE R. BASSETT

ADMINISTRATIVE SECRETARY
CAROLYN M. SCALABRINO

FRUIT AND NUT CROPS

	YEAR	HARVESTED ACRES	PROD. / ACRE	TOTAL UNITS	PRICE / UNIT	TOTAL VALUE
*WINE GRAPES	2012	4000	3.24	12960	\$1,187	\$15,383,520
	2011	3477	2.92	10153	\$1,150	\$11,675,766
WALNUTS	2012	272	0.38	103	\$2,120	\$218,360
	2011	294.5	0.33	97	\$2,409	\$233,673
**MISC	2012	50.5				\$104,319
	2011	16.5				\$12,482
TOTALS	2012					\$15,706,199
	2011					\$11,921,921

* Weighted Average Determination

** Olive Oil

FIELD CROPS

	YEAR	HARVESTED ACRES	PROD. / ACRE	TOTAL UNITS	PRICE/ UNIT	TOTAL VALUE
HAY, ALFALFA	2012	384	5.63	2162	\$230	\$497,242
	2011	282	6.2	1748	\$240	\$418,742
*HAY, GRAIN	2012	757				\$455,693
	2011	1003.72				\$727,880
**HAY, OTHER	2012	457				\$148,959
	2011	581				\$188,822
PASTURE IRRIGATED	2012	2050			\$80	\$164,000
	2011	2200			\$70	\$154,000
PASTURE & RANGE	2012	156801			\$28	\$4,390,428
	2011	156801			\$22	\$3,449,622
***MISC. CROPS	2012	351				\$436,506
	2011	350				\$384,478
TOTALS	2012					\$6,092,828
	2011					\$5,323,544

* Wheat For/Fod, Oats For/Fod

**Dry Land Hay, Ryegrass For/Fod,

*** Sudan Grass, Corn For/Fod

LIVESTOCK AND POULTRY

	YEAR	NUMBER OF HEAD	WEIGHT (CWT)	PRICE/ HEAD	TOTAL VALUE
**CATTLE & CALVES	2012	8700	0	\$897	\$7,803,900
	2011	8800	0	\$980	\$8,624,000
**HOGS & PIGS	2012	50	0	\$300	\$15,000
	2011	90	0	\$160	\$14,400
**SHEEP & LAMBS	2012	2000	0	\$188	\$376,000
	2011	1800	0	\$66	\$118,800
**MEAT GOATS (Breeding)	2012	300	0	\$400	\$120,000
	2011	300	0	\$400	\$120,000
MEAT GOATS	2012	950	0	\$175	\$166,250
	2011	950	0	\$275	\$261,250
*MISC.	2012				\$704,878
	2011				\$587,306
TOTALS	2012				\$9,186,028
	2011				\$9,725,756

* Milk Goats, Rabbits, Game Birds, Fish, Poultry

** Sold by the head

LIVESTOCK AND POULTRY PRODUCTS	YEAR	TOTAL VALUE
WOOL, MOHAIR	2012	\$60,600
AND APIARY PRODUCTS	2011	\$62,664

MISCELLANEOUS

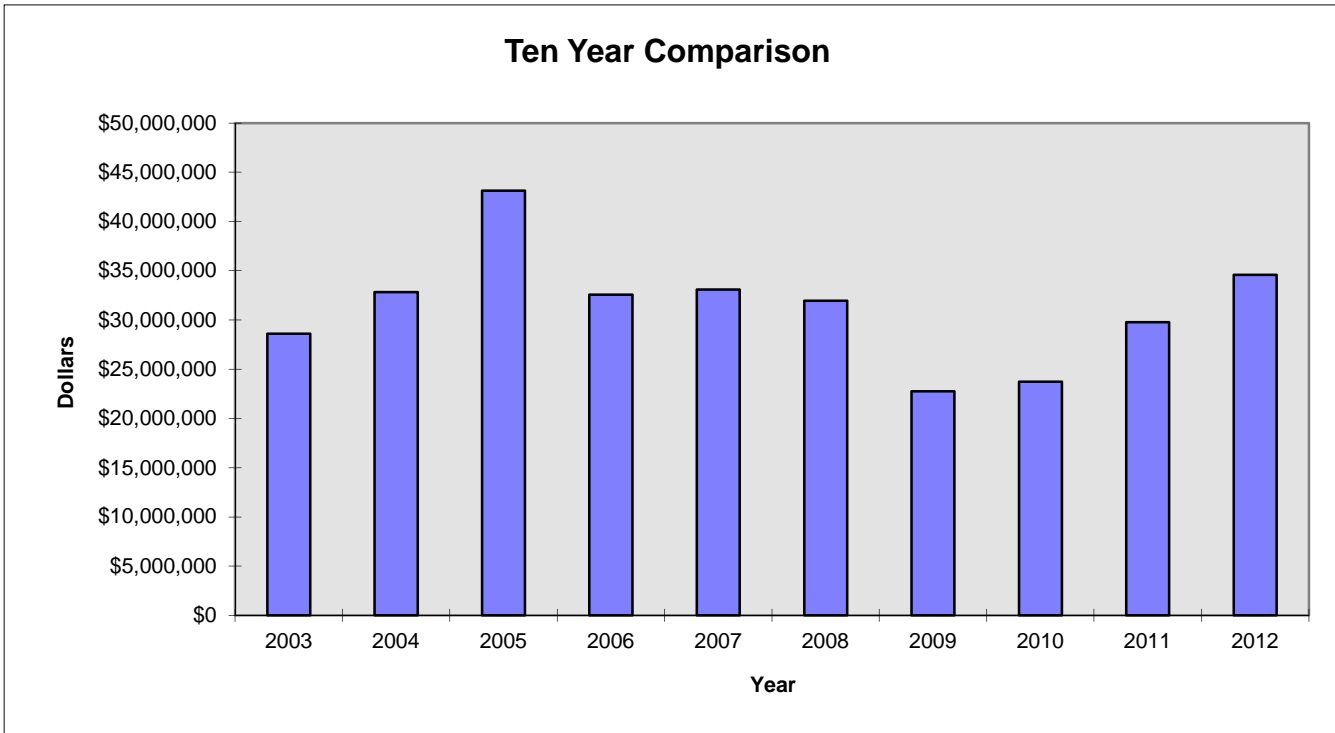
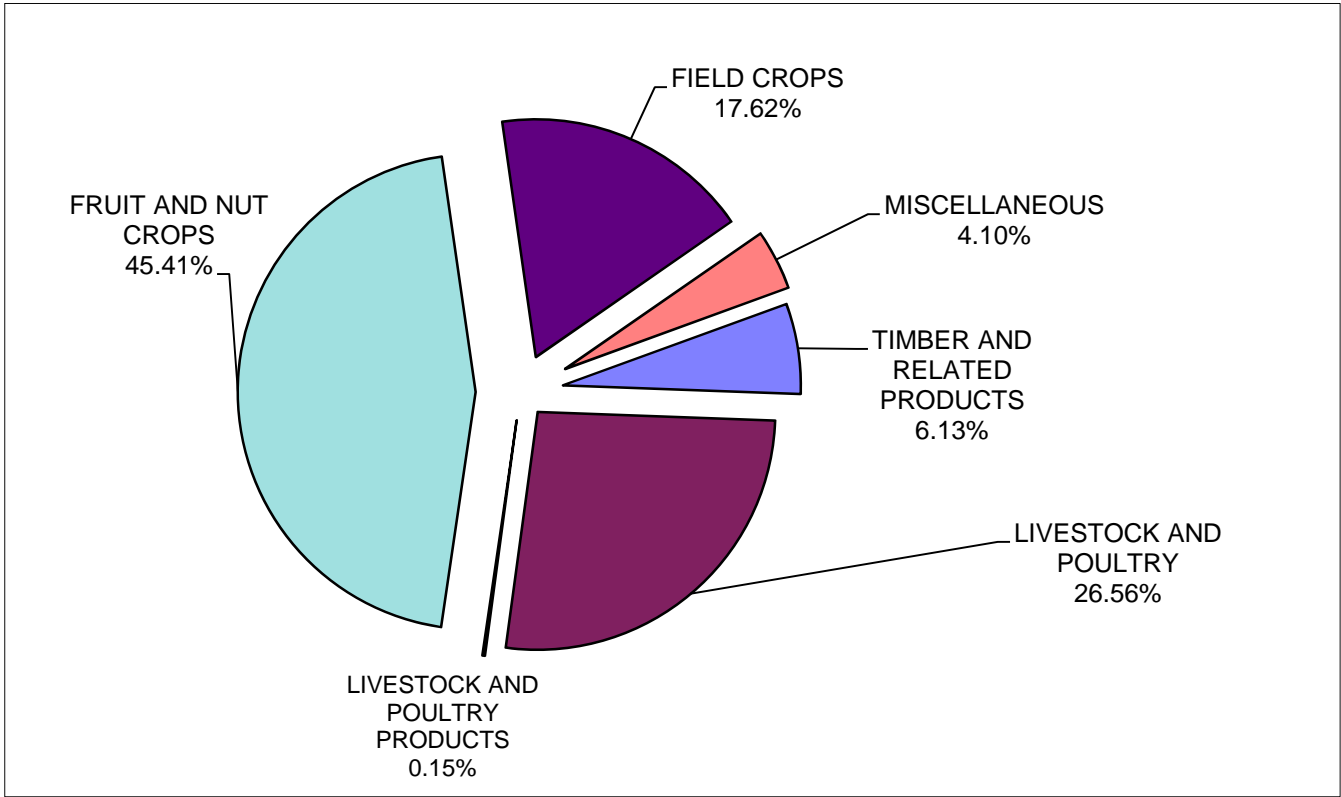
	YEAR	TOTAL VALUE
*~FRESH VEGETABLES	2012	\$1,137,162
	2011	\$1,262,352
CHRISTMAS TREES	2012	\$16,200
NURSERY STOCK	2012	\$264,000
	2011	\$214,136
TOTALS	2012	\$1,417,362
	2011	\$1,476,488

* Farmers Market, Pumpkins, Tomatoes, Cucumbers (2011 Only)

~ Farmers Market decrease reported by market manager

TIMBER AND RELATED PRODUCTS

YEAR	HARVESTED BOARD FEET	TOTAL VALUE
2012	9,979 MBF	\$2,121,645
2011	7,718 MBF	\$1,267,250



RECAPITULATION

	2011	2012
TIMBER AND RELATED PRODUCTS	\$1,267,250	\$2,121,645
LIVESTOCK AND POULTRY	\$9,725,756	\$9,186,028
FRUIT AND NUT CROPS	\$11,921,921	\$15,706,199
FIELD CROPS	\$5,323,544	\$6,092,828
MISCELLANEOUS	\$1,476,488	\$1,417,362
LIVESTOCK AND POULTRY PRODUCTS	\$62,664	\$60,600
GRAND TOTAL	\$29,777,623	\$34,584,662

STATISTICS

TOTAL LAND AREA	363500	acres
WILLIAMSON ACT LAND	93966	acres
EL DORADO NATIONAL FOREST	78079	acres
BLM LAND	9191	acres
TIMBER PRESERVE LAND	28021	acres
PASTURE AND RANGELAND	156801	acres
LAND IN FARMS	218000	acres
FARMS IN COUNTY	376	

TOTAL FOR THE PAST TEN YEARS

2003	\$28,597,349	2008	\$31,953,169
2004	\$32,840,674	2009	\$22,755,641
2005	\$43,127,023	2010	\$23,722,989
2006	\$32,557,563	2011	\$29,777,623
2007	\$33,075,168	2012	\$34,584,662

SUSTAINABLE AGRICULTURAL REPORT

BIOLOGICAL CONTROL PROGRAMS

PEST	AGENT/MECHANISM	PROGRAM
KLAMATH WEED	KLAMATH WEED BEETLE	COUNTY WIDE
ITALIAN THISTLE	SEEDHEAD WEEVIL	COUNTY WIDE
PUNCTURE VINE	STEM & SEED WEEVIL	COUNTY WIDE
ASH WHITE FLY	ENCARSIA WASP	COUNTY WIDE
YELLOW STARHISTLE	BANGASTERNUS ORIENTALIS	COUNTY WIDE
YELLOW STARHISTLE	EUSTENOPUS VILLOSUS	COUNTY WIDE
YELLOW STARHISTLE	LARINUS CURTUS WEEVIL	COUNTY WIDE
YELLOW STARHISTLE	YELLOW STARHISTLE GALL FLY	COUNTY WIDE

PEST PREVENTION ACTIVITIES

PEST ERADICATION

RUSSIAN KNAPWEED	HAND PULLED	6 SITES
PERENNIAL PEPPERWEED	CHEMICAL / HAND PULLED	3 SITES

PEST EXCLUSION

TYPE	SHIPMENTS INSPECTED	REJECTIONS
TRUCKS	32	0
GLASSY-WINGED SHARPSHOOTER	68	0

PEST DETECTION

INSECT TRAPPING PROGRAM

TYPE OF TRAP	NUMBER OF TRAPS
GYPSY MOTH	150
MEDITERRANEAN FRUIT FLY	27
JAPANESE BEETLE	25
ORIENTAL FRUIT FLY	11
MELON FRUIT FLY	11
LIGHT BROWN APPLE MOTH	27
GLASSY-WINGED SHARPSHOOTER	31
EUROPEAN GRAPEVINE MOTH	21

CERTIFIED FARMERS MARKETS

NUMBER OF MARKETS	NUMBER OF VENDERS
4	13

ORGANIC FARMING STATISTICS

TYPE OF FARM	NUMBER OF FARMS
VEGETABLES	6
WINE GRAPES	4