


Building Your Own Backyard Chicken Flock?

New egg
candling
section!

Chickens are
eggcellent!



2017-2018 Eggsercise Book!

UC Cooperative Extension

California Department of Food and Agriculture

UC
CE




















Meet Dr. Cluck

Hi I'm Dr. Cluck,
I'm a chicken veterinarian. I heard
someone say that you wanted some
backyard chickens. Well you came
to the right place. In this
eggercise book, we'll discuss all
sorts of things including:



Table of Contents

<u>Section</u>	<u>Page</u>	<u>Section</u>	<u>Page</u>
 What to do before buying chicks	2	 Common chicken ectoparasites	18
 How to set up and maintain a brooder	4	 Food Safety	22
 How to set up a chicken coop	5	 Anatomy of a chicken and egg	24
 How to choose chicks	6	 Egg Candling	27
 How to take care of new chicks	7	 Composting waste	32
 How to feed and raise healthy chickens	8	 Be a good neighbor	33
 What is biosecurity?	9	 Fun eggzperiments	34
 Common chicken diseases	13	 Art contest	36
		 Other resources	37


Deep chicken thoughts: Chickens are fun, BUT please, please, please be responsible if you decide to raise them. Remember that if your chicken gets sick, she could spread her illness to other birds. Let's all do our part to keep all California chickens healthy!

1. Chicken giblets: How do you know the color of eggs that your chicken will lay?

Answer: By the color of their ears


Homework: Before buying chicks or chickens (aka don't count your chickens before they hatch)

1. First, find out if your city allows chickens.
2. Set up a brooder (home for the chicks).
3. Set up a coop and fence it off.
4. Purchase feed for chicks or chickens.
5. Have a secure storage container for the feed
6. Read as much as you can about chickens.



Note: Chickens are social butterflies, meaning they like to hang out with other chickens. So, if you want happy and healthy chickens make sure to buy more than one chick or chicken.

Chickenword Puzzle



Across

1. Bunch of chickens
4. Name for a young female chicken
6. Name for a female chicken
7. Name for a male chicken
9. Part of an egg

Down

2. Chicken sound
3. All birds have
5. Where chickens live
8. The outside of an egg

Answers: Across: 1. Flock 4. Pullet 6. Rooster 9. Yolk
Down: 2. Cluck 3. Feathers 5. Coop 8. Shell

One more piece of homework...

Find a veterinarian who cares for chickens!



Not all veterinarians treat chickens! Plan ahead, find a veterinarian who routinely cares for chickens. Our UC Cooperative Extension Poultry website has a growing list of private veterinarians who treat poultry in California listed by county.

Some veterinarians specialize in birds. If you want an expert, ask if the veterinarian has the following credentials:

ACPV: American College of Poultry Veterinarians

ABVP: American Board of Veterinary Practitioners, Certified in Avian Practice

****Note:** There is a shortage of veterinarians who specialize in poultry. If you like chickens, turkeys, and ducks **AND** you want to be a veterinarian, think about becoming a poultry veterinarian!

2. Chicken giblets: What does Alektorophobia mean?

Answer: The fear of chickens

How to set-up and maintain a brooder

For the first 6-8 weeks of their lives, chicks need to live indoors (ex. your garage, laundry room or some other well-ventilated, temperature-controlled area).

What is a brooder?

🐣 A brooder is a big box with minimum 18 inch sides, lined with 'litter' (wood shavings, straw, etc.). Change the litter frequently to reduce odor.

What is in a brooder?


🐣 A heat source (usually a heat lamp)

🐣 A water source

🐣 A feeder with chick feed

Make sure pets and youngsters don't have access to the brooder area. The heat lamp is very hot! Work carefully under adult supervision.

Brooder Basics



Heat lamp

Take me
to your
brooder!

Waterer

Feeder

3. Chicken giblets: How many weeks does it take a female chick to mature and lay eggs?

Answer: Approximately 18-24 weeks

How to set up a chicken coop

When the chicks are 6-8 weeks old, they are ready to live outside in a coop. A recent survey among chickens found out that 9 out of 10 happy chickens like a well designed coop and living area which contains:

Fencing – To prevent unwelcome visitors like rodents or other animals from getting in, and to make sure the chickens don't get out. Make sure there is fencing surrounding and covering the area where the chickens live.


Shelter area - A shelter, such as a coop, protects chickens from extreme weather. Aside from shelter, chickens should have access to sun and shade in order to stay cool or keep warm depending on the weather.

Nest box - Inside the coop there should be a nest box where the hens typically lay their eggs.

Scratch area - Chickens like an area to peck and scratch with their feet.

Perch - Birds like an area to be off the ground to rest their 'bird brains.'

Feed and water area - Make sure there is enough room for all the birds to have access to both food and water.



4. Chicken giblets: Why don't eggs tell each other jokes?

Answer: Because they would crack each other up

Where to pick up some chicks... 6

Buy chicks from a hatchery, or a local feed store that buys chicks from a hatchery that is part of the National Poultry Improvement Plan (NPIP) or performs similar testing. This means they test the birds to make sure they are free of certain diseases.

Questions to ask yourself and the store before buying chicks:

Small (bantams) or standard???

Were the chicks vaccinated against any diseases???

'Fancy' or 'common' chicken breeds???

How old are the chicks???

Popular Chicken Breeds

Breed

- Ameraucana
- Australorp
- Leghorn
- Rhode Island Red

Cool Factoid

- Produce blue eggs
- Calm/docile
- Economical eater but can be flighty
- Hardy in heat and cold

What kind of chicks will you pick???



Yeah!!! The 'chick' is in the mail. Now lets talk about taking care of chicks...

5. Chicken giblets: How many different breeds of chickens are there?

Answer: Over 150

How to take care of new chicks



Make sure the brooder is set up so the new chicks can be put right in the brooder.




Have fresh water and clean chick feed available at all times.



Wash your hands with soap and water or use hand sanitizer before and after handling the birds.



Isolate (quarantine) any sick birds ASAP!



Don't forget to name your chickens!!!

Unscramble the Scrambled Eggs

1. geg

2. hne

3. koyl

4. htcah

5. lehls

6. oymrbe

7. aekb

8. iecckhn

9. orcuibtna

10. ingsw

11. tapemertrue

12. izdeltirfe

1. _____

7. _____

2. _____

8. _____

3. _____

9. _____

4. _____

10. _____

5. _____

11. _____

6. _____

12. _____

6. Chicken giblets : How many days does it take a chick to hatch?

Answer: 21 days

What to feed chickens

8



For the first 6-8 weeks, chicks in the brooder should be fed 'chick' feed, also called chick starter.



After 8 weeks of age, feed the chickens a standard layer 'crumble' or 'pellet' feed.



As a treat, give chickens a small amount of chicken scratch (mixture of whole grains and cracked corn), but it should not replace their regular diet.



Keep your feed in a waterproof, secure container that won't attract other rodents and vermin.

Chicken Feeder



Chicken Waterer



Always provide clean fresh feed and water.

7. Chicken giblets: When are chickens more likely to lay eggs, as daylight increases or as daylight decreases?

Answer: As daylight increases

9 What is biosecurity and why is it important?

Biosecurity - is any practice that reduces the risk of introducing disease to your flock or other flocks.

Basically, how we prevent chickens from getting 'cooties' (germs) and giving 'cooties' (germs) to other animals and humans.

Try thinking of your backyard flock as a farm...
Make sure you don't track germs between farms,
even if it's your neighbors 'farm'!

Sources of Disease

- | | |
|---|---|
| <ul style="list-style-type: none">• Animals, both domestic and wild• People• Feed• Water | <ul style="list-style-type: none">• Fomites: Objects, such as containers, shoes, tires, and tools that can transmit germs |
|---|---|



8. Chicken giblets: Why did the chicken cross the playground?

Answer: To get to the other slide

Biosecurity for Backyard Chickens ¹⁰

How to keep your chickens healthy before they get sick

As my buddy Ben Franklin used to say “an ounce of prevention is worth a pound of cure. In other words **Biosecurity** is the best way to keep your birds healthy!!!



To learn lots more about biosecurity:
http://www.aphis.usda.gov/animal_health/birdbiosecurity/

Here are some biosecurity tips:



Wash your hands with soap and water or use hand sanitizer before and after working with chickens.



Use foot baths before entering and exiting the fenced off coop area. A foot bath is a container with an approved disinfectant to disinfect shoes. Make sure to maintain a clean footbath. Disinfectants don't work if the footbath is dirty!!!

...or have designated 'coop boots'. These will be the only shoes that go into your chicken area, and they won't go anywhere else.



Don't allow wild animals to come in contact with your chickens!



If you have a sick bird isolate it (quarantine) and contact a veterinarian (see page 12).

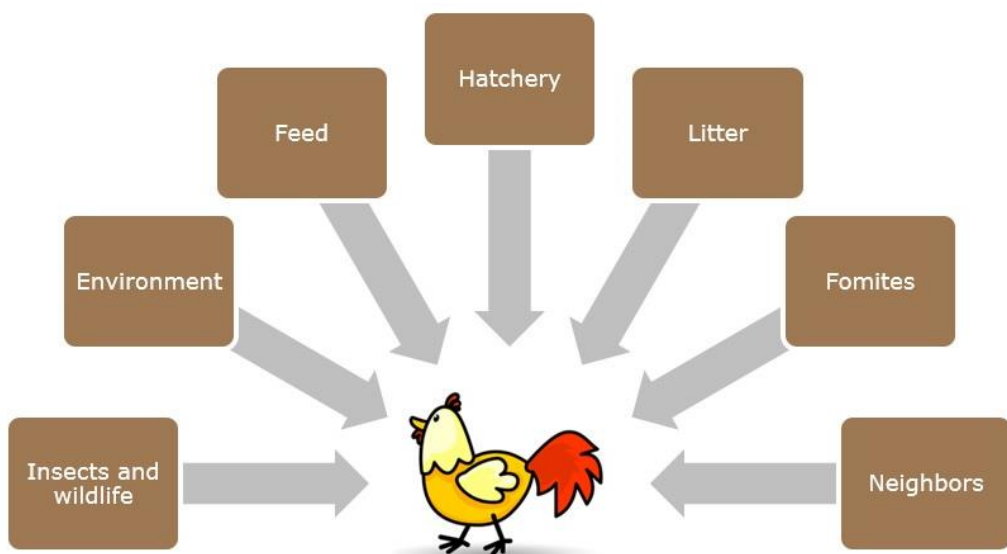
9. Chicken giblets: True or False: Chickens can get diseases from humans and humans can get diseases from chickens.

Answer: True

It's dangerous out there!

It's dangerous out there. Viruses, bacteria, and parasites are all over the place.

Are you practicing good biosecurity to prevent disease from entering your flock from these sources???

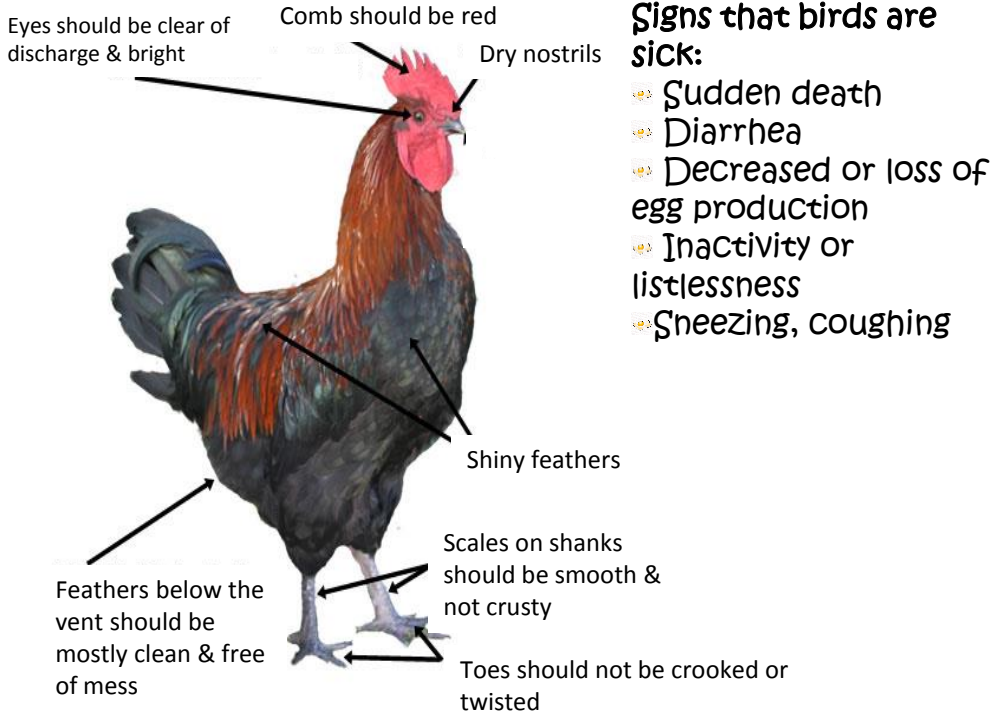


What do I do if my chicken gets sick? 12

Who to contact about a sick bird

- 🐔 Call your veterinarian (see page 3)
- 🐔 Call the Sick Bird Hotline: 866-922-BIRD (2473)
- 🐔 Call your local California Animal Health and Food Safety Lab (CAHFSL). There are four laboratories in the state with veterinarians that are experts in diagnosing animal diseases (service may be free (page 33)).
- 🐔 Your local California Dept. of Food and Agriculture Office (CDFA): Offices throughout the state with veterinarians who can help (page 33).

How to check the health of your bird



10. Chicken giblets: What is the normal body temperature of a chicken?

Answer: 102-103°F

What diseases can my chicken get?

Too many to list. For purposes of this Eggsercise book we'll just focus on the biggies!



Common avian diseases:

- **Marek's Disease**
- **Avian Influenza**
- **Salmonellosis**
- **Newcastle Disease**
- **Avian Pox**
- **Infectious Bronchitis**
- **Necrotic Enteritis**
- **Coccidiosis**

For purposes of public health, animal diseases can be broken down into 2 categories:

Zoonotic: diseases that can be transferred to humans

Epizoonotic: diseases that can not be transferred to humans

Remember, regardless of the disease
**BIOSECURITY IS ESSENTIAL IN PROTECTING
 YOUR BIRDS AND YOUR FAMILY!**



11. Chicken giblets: Chickens don't have teeth; the gizzard (formally known as the ventriculus) is used to grind up food in a similar way that teeth do.

What diseases can my chicken get?

Marek's Disease



- 🐔 **Marek's Disease** (Caused by a virus)
 - 🐔 Epizootic... What does that mean again??? (see page 13)
 - 🐔 Most common disease of backyard birds
 - 🐔 Transmitted primarily by feather 'dust'
 - 🐔 Check to make sure your birds are vaccinated before you bring them home!
 - 🐔 Signs: weakness or paralyzed birds

Good news! Marek's disease is almost 100% preventable if you:

Have your birds vaccinated against Marek's in the hatchery or at day 1 (ask your pet store or supplier of chicks if they vaccinate)

12. The town of Chicken, Alaska (population 7) was supposed to be named after a type of grouse, but the founders did not know how to spell it. Can you?

Answer: Ptarmigan

What diseases can my chicken get?

Avian Influenza



🐔 Avian Influenza or "Bird Flu" (Caused by a virus)

🐔 There are many different types of Avian Influenza- some more serious than others.

🐔 All chickens get very sick if they get it and it is often very contagious.

🐔 The United States of America has not had any types of Avian Influenza that has made people sick- but there is always a risk, so use proper biosecurity (what is this again? See page 9).

🐔 Wild birds are the biggest risk because they can carry the virus, but look completely healthy- so keep them away from your chickens!

🐔 Signs: depression, not eating, diarrhea, soft/misshaped eggs, mortality, or none.

Do you think your chicken might have the flu?

Call the Sick Bird Hotline at:

866-922-2473

14. Chicken Giblets: True or False: Birds are dinosaurs.

Answer: True

What diseases can my chicken get?

Salmonellosis

...OK this is serious business. By exposing your chickens to other chickens and/or wild animals you increase the risk of *Salmonella* being transmitted to your chickens.



🐔 **Salmonellosis** (Caused by a bacteria called *Salmonella*)

- 🐔 There are many species of *Salmonella* bacteria that can live in your chickens
- 🐔 Chickens can live without any signs of *Salmonella*, but people can get sick from coming into contact with it.
- 🐔 Rodents can carry it and spread it to your birds.
- 🐔 Signs: depression, not eating, diarrhea, lameness, mortality, or none.

Ever wonder if your chickens have pathogenic *Salmonella*? Contact your local CAHFS lab (page 33) to learn what you can do!

13. Chicken Giblets: What country has the highest egg consumption in the world?

Answer: Mexico

What diseases can my chicken get?

Avian Pox



- **Avian pox (Caused by a virus)**
 - Epizoonotic... what does that mean again? (see page 13).
 - Small scabs or blisters on non-feathered portions of the chickens body. Scabs contain lots of virus so don't pick at them and then touch other birds!!!
 - Birds typically recover in 2-4 weeks but you may also see drop in egg production, weight loss, decrease in appetite
- **Prevention**
 - No cure but the virus is spread typically by mosquitoes or by contact with the scabs
 - Focus on mosquito control
 - Consider vaccination IF Avian Pox has been demonstrated in your area. Consider using both the avian pox and pigeon pox vaccine to get adequate coverage

Are chickens the only bird species that get avian pox?

Answer: Most birds species get avian pox including pigeons, parrots, song birds, turkeys and quail.

What diseases can my chicken get?

Ectoparasites



What is an ectoparasite?

An animal that survives by feeding on or living on another animal without killing it. “ecto”=outside

Chicken Ectoparasites are insects or mites that uses chickens (not people) for food or shelter

There are 2 main types of ectoparasites

On-Host

Off-Host

Live & feed on chicken

Live in chicken house
& feed on chicken

Northern Fowl Mite



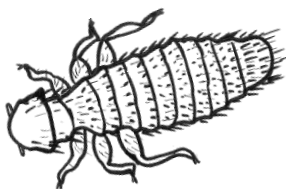
Chicken Red Mite

Lice

Bed bug

Sticktight Flea

Help the louse get to the host chicken!




Where should you look for ectoparasites? Well, it depends!


Different **lice** are found on different chicken body parts. Most of them just **feed on feathers**, though some can blood feed.

The **northern fowl mite** is very common and is usually found in the vent. They **feed on blood**, lay their eggs, and develop in the feathers here.

Sticktight fleas attach to the face of the chicken, where they **feed on blood**.

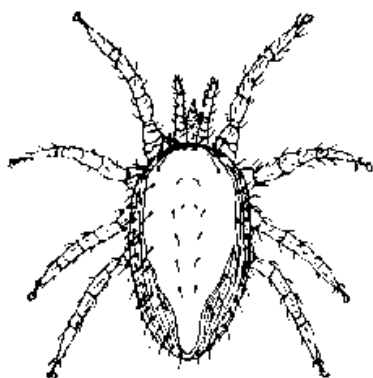



Preventing Ectoparasites



Sticktight flea adults live on chickens, but the immatures (larvae) live in the bedding or litter of the hen's house. Clean this area regularly to help prevent fleas.

Chicken body lice and other lice species only live on chickens. Make sure you check new birds before introducing them to your flock!





Northern fowl mites and other mite species are found on lots of birds, and can be introduced to your chickens by wild birds and their nests. Keep your chickens away from these sources of contamination.

Like all foods, people can get food poisoning from eggs. Here are a couple of handy pointers for the safe handling of eggs:

Collection: Collect the eggs at least 2 times each day. Discard eggs with cracks or holes.

Storage: Store eggs in a refrigerator at 35-40° F. Eggs that are properly refrigerated and handled can be stored and used for about 6 weeks.

Preparation: Cook eggs until yolks are firm and whites are 'set', and cook foods containing raw eggs to 160° F.



15. Chicken giblets: How often, in hours, does an average hen lay an egg?

Answer: Every 26 hours

Lead (Pb) poisoning in chickens and the risk to humans consuming their eggs

🐔 Lead in the Environment

🐔 Mining, refining, and lead pellets have resulted in increased lead levels in the environment.

🐔 Lead particles can attach to dust, be carried long distances in the air, and deposit on surface soil where they can remain for many years.

🐔 Threat to chickens

🐔 Chickens can ingest Pb directly from pellets and fishing weights, or indirectly from the environment/soil.

🐔 Pb particles can dissolve in the digestive tract and get into the blood, and build up in your chickens liver/kidneys. If Pb levels gets too high in a bird, it may lead to sudden death.



Get the Pb out!!! And consider calling CAHFS about Pb testing (pg. 33).

16. Chicken giblets: On which side does the chicken have the most feathers?

Answer: On the OUTSIDE!

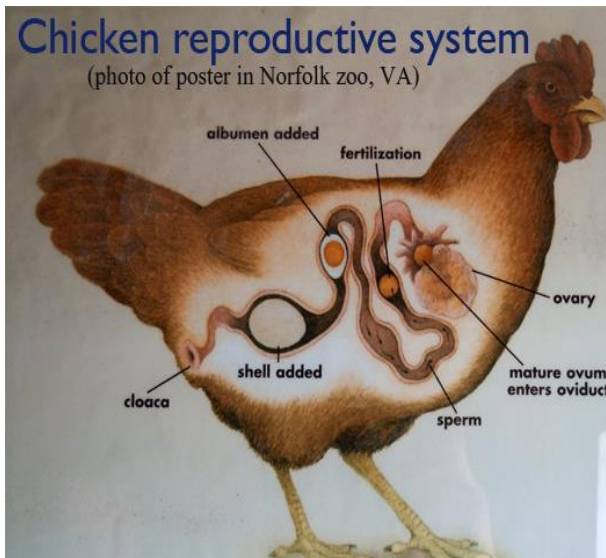
Anatomy of a chicken:

Where does the golden egg come from???

...I don't know, but here's where the eggs we eat come from...



Hens (female chickens) lay eggs with or without the presence of a rooster (male chicken). That's good to know since roosters are illegal to keep in many communities.



17. Chicken giblets: How big is a chickens bladder?

Answer: Trick question, chickens don't have bladders

Eggnatomy of an egg

Structure	Why do developing chicks need it?	Why do we like it?
Egg yolk	Important source of nutrition for the developing chick	Gives baked goods a smooth and creamy structure
Egg white	Helps protect the developing chick	Essential for a good soufflé!
Shell	Helps protect the developing chick while allowing for exchange of oxygen and carbon dioxide	Good for composting
Chalaza	Holds the yolk centered in the egg	Looks like a bungee cord
Air Sac	Source of air for chick	Size indicates the age of the egg (older eggs have larger air sacs)

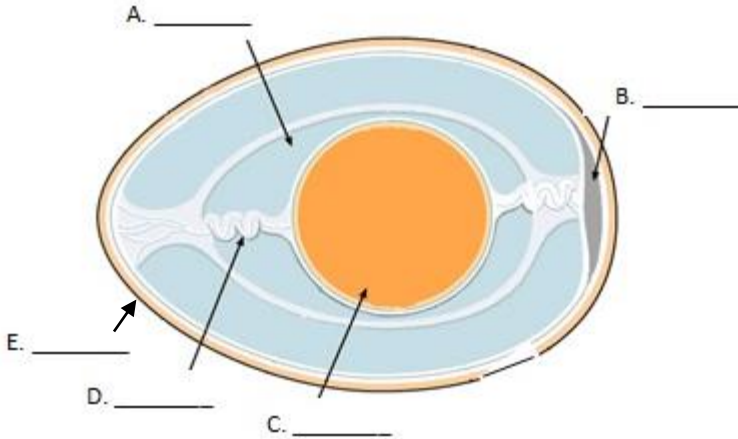
Helpful Tidbits

(How do I get more eggs from my hen?)

Healthy hens produce eggs while stressed and sick hens do not. So, keep hens healthy and keep them in a comfortable, calm environment.

‘Broody’ hens (hens that sit on their eggs for long periods of time) stop laying eggs. To prevent this behavior, remove the eggs from the nest box at least twice daily.

Based on what you just read, identify the following parts of an egg



Extra credit: About _____ million laying hens produce some _____ billion eggs each year in the United States

18. Chicken giblets: What are a male and female chicken called?

Answers: **Chicken giblet:** Rooster and hen. **Extra Credit:** 240 million hens and 50 billion eggs. **Matching:** A. egg white B. Air sac C. Yolk D. Chalaza E. Shell

The Importance of Egg Candling

Egg candling is when you shine a light through an egg to see what is going on inside.

If you are incubating eggs:

- candling can help you determine if your eggs are fertile, infertile or if they stopped developing.
- Ideally you want to candle your eggs at day 7, 10 and 18 of incubation.
- Remove eggs that are clear (free of blood vessels) at day 7 of incubation as these are infertile.
- Remove eggs that have a single blood ring around the bottom of the egg, gas bubbles or stopped developing between candlings as these are signs of death.

Incubation Timeline

Day 7

Blood vessels should be forming against the shell and the embryo (quarter-sized dark spot in the center) should be visible.

Day 10

Should look similar to day-7 egg but with a larger embryo.

Day 18

The embryo should be so big that it is blocking the light, making the blood vessels less apparent. The egg will appear mostly dark with the exception of the air cell.

The incubation process promotes bacterial growth and gas formation in dead or infertile eggs that can eventually cause them to explode, turning them into “ticking time bombs!” Avoid contaminating your incubator and the rest of your eggs by candling and discarding infertile or dead eggs right away.

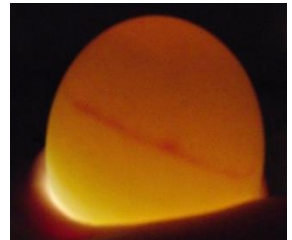
Fertile



Infertile



Blood ring



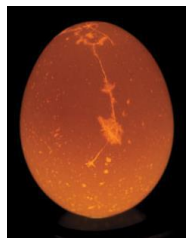
Candling for Egg Quality and Freshness

If you are consuming your eggs:

- Candling can help you determine egg quality and make some egg abnormalities more apparent. These are just a few examples:

- Blood spot eggs: Occasionally during egg formation, blood vessels in the yolk or oviduct rupture causing blood spots to form.

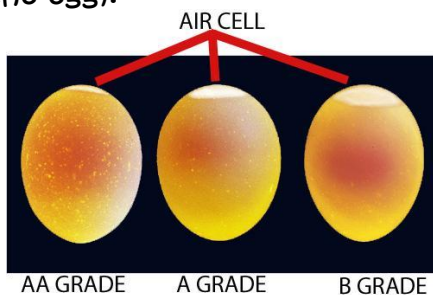
Blood Spot Egg Checked Egg



- Checked egg: an egg with a broken shell or crack but with the shell membranes still intact (not leaking).

There are other parameters (ie. shell quality) to consider when determining egg quality but in general you can determine egg freshness from the air cell depth (length from egg white to large end of the egg):

- AA- 1/8in. or less in depth.
- A- 3/16in. or less in depth.
- B- over 3/16 in. in depth.



There are different types of egg candlers out there. You can even use a flashlight on a cell-phone or make one yourself. Regardless of the type you use, you are sure to have lots of fun candling! But, for the most part, commercial egg candlers are easier to use because they are brighter than regular flashlights and have adapters specifically for working with eggs (ie. candler on the right).



D-I-Y Egg Candler

Instructions and pictures from CamDAX's post on instructables.com.

Materials

- LED finger light.
- Tube (ie. Paper towel or toilet paper tube).
- Electrical tape.

1. Wrap tube with electrical tape to prevent light from leaking. The size of the tube depends on the type of eggs you are candling (quail vs. chicken eggs). Basically, you want the tube big enough for the egg to fit snugly on top. A paper towel or toilet paper tube is probably just right for chicken eggs.



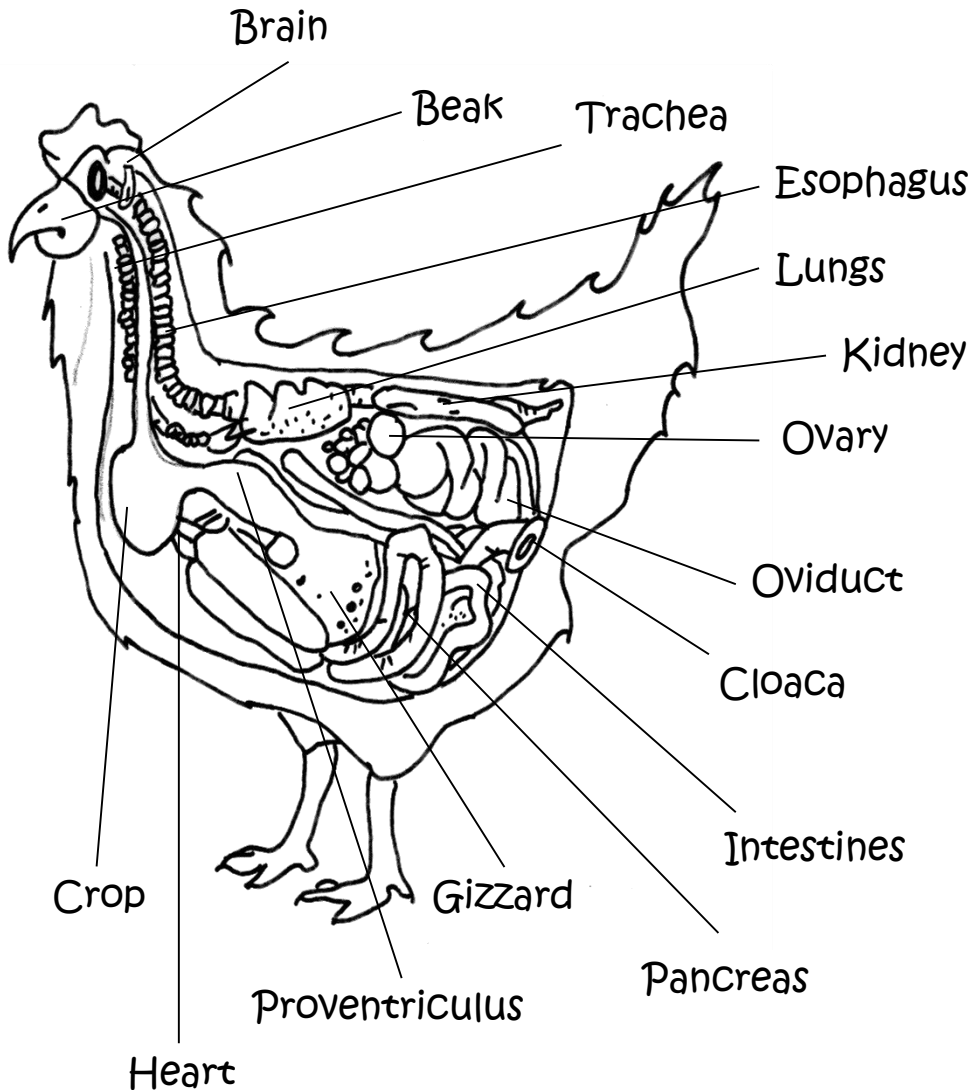
2. Insert the LED finger light or high-powered flashlight into the tube and wrap more electrical tape if needed. Make sure you can turn the power switch on and off without having to take it apart.



3. To candle, it is best to go to a darkened room. Place the egg on the opening and you should be able to see inside the egg!

Color my Parts

Then look at the next page to see what they do!!!



These are the Functions of my Parts

BEAK: Picks up food, secretes saliva, moistens food since chickens don't have teeth to chew

ESOPHAGUS: Carries food from the beak to the crop

CROP: Stores food and water before it's goes to the proventriculus

PROVENTRICULUS: I'm where digestion begins

GIZZARD: Grinds food traveling from the proventriculus

LUNGS: Connected to the trachea and bring oxygen to the blood

INTESTINES: Completes digestion and nutrient absorption

HEART: Pumps blood and supplies oxygen to the muscles

22. Chicken giblets: Which of the 8 different "parts" are present in poultry and not humans?
(Hint: there are four of them!)

Answer: Beak, Crop, Proventriculus, Gizzard

Composting Waste

- Hens produce around $\frac{1}{4}$ lb of poop a day!!! That's a lot of chicken poop or 'black gold' for your garden if composted correctly!
- IF managed correctly the birds can compost the manure using their natural scratching behavior
- Make sure you have a carbon rich litter substrate such as straw or rice hulls where the birds live.
- IF you also garden, consider collecting the litter and composting the litter-manure mix.

Types of composters



19. Chicken giblets: Why did the chicken cross the basketball court?

Answer: She heard the referee calling fowls!

Be A Good Neighbor...

Every city has different rules for Backyard chickens. Here are some basic rules of comb:



- House your chickens in a clean and sanitary home.
- IF at all possible keep the enclosure at least 20 feet away from neighboring residences.
- Understand and follow your local ordinances

Fun eggzperiments

Look on the next page for some fun experiments you can do with your eggs! Make sure to get permission before starting any experiments!



20. Chicken giblets: What day of the week do chickens dis-like the most?

Answer: FRY-DAY

Fun eggzperiments

34

Eggzperiment # 1: Spinning Eggs

You need: four raw eggs, a pot and a bowl.

1. Boil two eggs in water for 10 minutes until they are hardboiled.
2. Cool the eggs under water and chill in the refrigerator.
3. Spin the hardboiled eggs and then try spinning some raw eggs.



21. Chicken giblets: Which egg continues spinning after you stop spinning it and which one does not? Why do you think that's so?

Answer: The raw egg still spins because the liquid inside keeps turning since it is not attached to the shell.

Eggzperiment # 2: Squishy Egg

You need: one raw egg, vinegar and a large jar or lidded container.

1. Put a raw egg (in its shell) into the jar and cover it completely with vinegar.
2. Wait two days, then drain off the vinegar.
3. When you touch the egg it will feel rubbery. Be careful not to break the egg membrane. Wash your hands after you touch the egg, since it is still raw.



22. Chicken giblets: Why is the egg squishy?

Answer: Vinegar, an acid, dissolves calcium in the eggshell. You are 'squishing' the thin flexible membrane just under the shell.


Tidbits for Chicken GIBLETS

Brown egg or White eggs? As chicken gibleT #1 states, we can figure out the color of the eggs the hen will produce based upon the hen's ear color. However, there are no nutritional differences between brown eggs and white eggs.

When will my hens start producing eggs? As chicken gibleT #3 states, most hens become sexually mature and begin laying eggs between 18-24 weeks of age. However, most chickens lay eggs as daylight increases (see chicken gibleT #7). In addition, certain breeds are more sensitive to light than other breeds. Consequently, it may take longer depending on the season and the breed for a hen to start laying eggs. Reading and practical experience are the best way to figure this out!

All birds including chickens have no bladder (chicken gibleT #17). This keeps them light which makes flying easier. Note: Most bird bones are hollow (pneumatic) for the same reason.





Want a chance to have your art on our website?
Draw your best chicken picture in the space
above OR on a separate 8 ½" by 11" sheet of
paper and mail it to the address below.

Want a chance to have your bird photos
featured in the CDFA Avian Health Calendar?
Submit your best photos of birds (any kind) to
the address below (more details on the CDFA
website).

California Department of Food and Agriculture
Animal Health and Food Safety Services
Animal Health Branch
Attn: Felicia De La Torre
1220 N Street Sacramento, CA 95814
(916) 900-5002

http://www.cdfa.ca.gov/ahfss/Animal_Health/Avian_Health_Program.html

Other Resources

Don't be a bird brain! Read and learn as much as you can!



Getting started and general information:

<http://www.citygirlfarming.com/Chickens/GettingStartedChickens.html>

http://www.cdfa.ca.gov/ahfss/Animal_Health/Avian_Health_Program.html

Coop and brooder information:

www.feathersite.com

Biosecurity information:

http://www.aphis.usda.gov/animal_health/birdbiosecurity/

Food safety information:

<http://www.cdc.gov/Features/SalmonellaEggs/>

http://www.foodsafety.wisc.edu/assets/pdf_Files/Egg_Safety_and_the_Backyard_Flock.pdf

Contacts if you have sick birds:

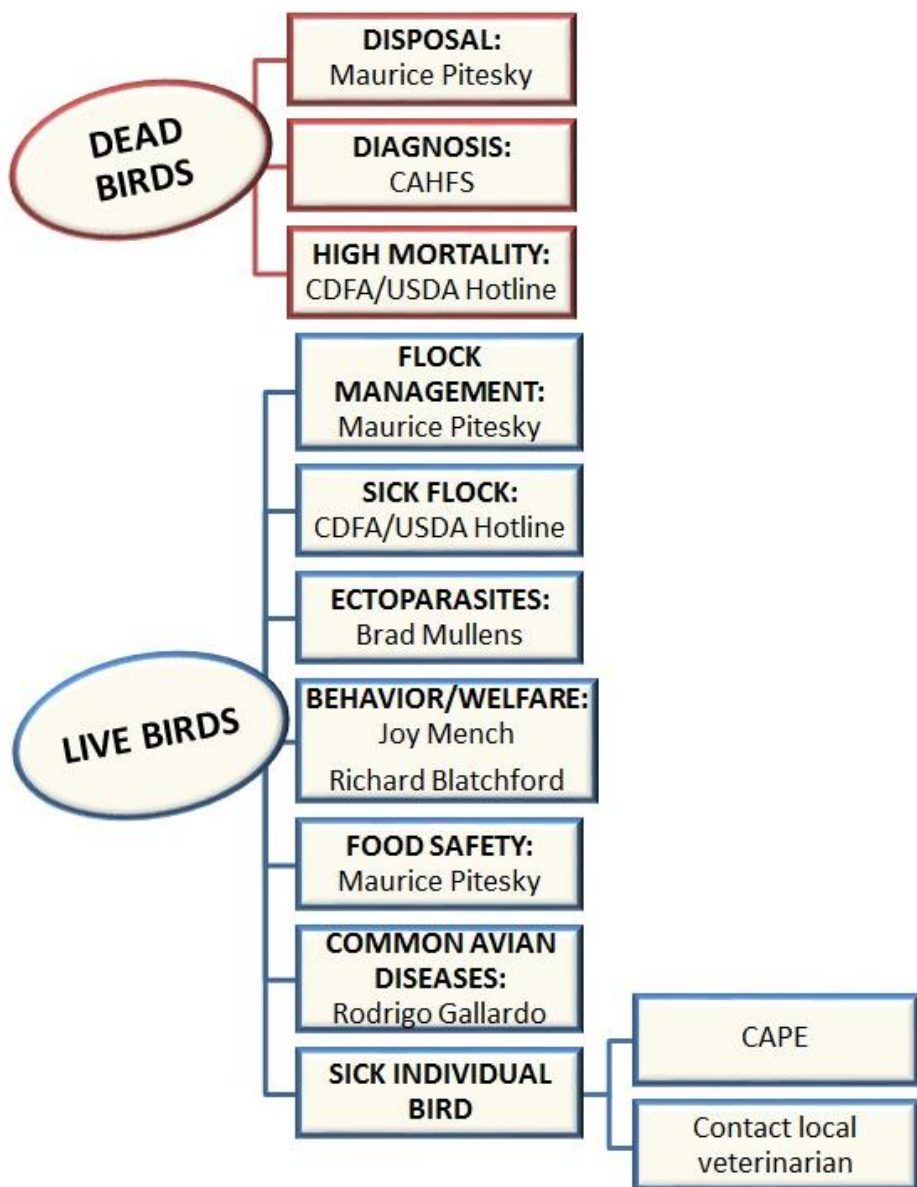
CDFA:

http://www.cdfa.ca.gov/ahfss/Animal_Health/Avian_Health_Program.html or call the Sick Bird Hotline at 866-922-2473

CAHFS: <http://cahfs.ucdavis.edu/contact/index.cfm> (or call: 530-752-8700).

You can also email questions to Dr. Cluck at: mepitesky@ucdavis.edu

Who You Gonna Call?



For specific contact information go to:
<http://uCanr.edu/sites/poultry/contact/>

Chicken \$kool!

Come join me and other bird brains at our next chicken skool. See below for all the details.



Let's talk ~~AND~~ learn Chicken.

UC Davis periodically hosts different types of “chicken skool” for vets and other interested parties. Go to www.vetmed.ucdavis.edu/CE for more information.



UC DAVIS

VETERINARY MEDICINE


Center for Continuing Professional Education

Interested in learning more about what University of California is doing with regards to poultry?

Sign up for our quarterly newsletter


“Poultry Ponderings”

University of California



Winter, 2016

Edition 7



POULTRY PONDERINGS

A QUARTERLY NEWSLETTER SUMMARIZING POULTRY RELATED WORK AT UC

Backyard Chicken Ecotoparasite Study

Amy Murillo and Brad Mullens
UC Riverside, Department of Entomology

We examined 100 backyard birds throughout southern California between June and August 2015 for parasites living on or near the birds. Four of 20 premises were ectoparasite free. Lice were the most common parasites found, with 6 different species detected: *Menacanthus stramineus* (chicken body louse), *Goniocotes gallinae* (fluff louse), *Lipeurus caponis* (wing louse), *Menopon gallinae* (shaft louse), *Menacanthus cornutus*, and *Cuclotogaster heterographus* (head louse). One flea species, the sticktight flea (*Echidnophaga gallinacea*) was found. Three parasitic mite species were recovered: *Ornithonyssus sylviarum* (northern fowl mite), *Knemidocoptes mutans* (scaly leg mite), and *Dermanyssus gallinae* (chicken red mite). The parasite diversity found on backyard chickens was greater than what is commonly found on commercial chicken flocks in the US. This study is published in the Journal of Medical Entomology, 2016.





Photo of Dr. Mullens and PhD student Amy Murillo washing parasites off of a bird (photo by A. Yzaguirre)

Common Lice Found In Backyard Chickens


Chicken lice (not to scale) collected in survey. (A) *Menopon gallinae*; (B) *Menacanthus cornutus*; (C) *Menacanthus stramineus*; (D) *Goniocotes gallinae*; (E) *Lipeurus caponis*; (F) *Cuclotogaster heterographus*.



PLEASE CONTACT MAURICE PITESKY AT mepitesky@ucdavis.edu OR 530-752-3215 WITH QUESTIONS OR COMMENTS

If you are interested email mepitesky@ucdavis.edu

Dr. Cluck is not a quack



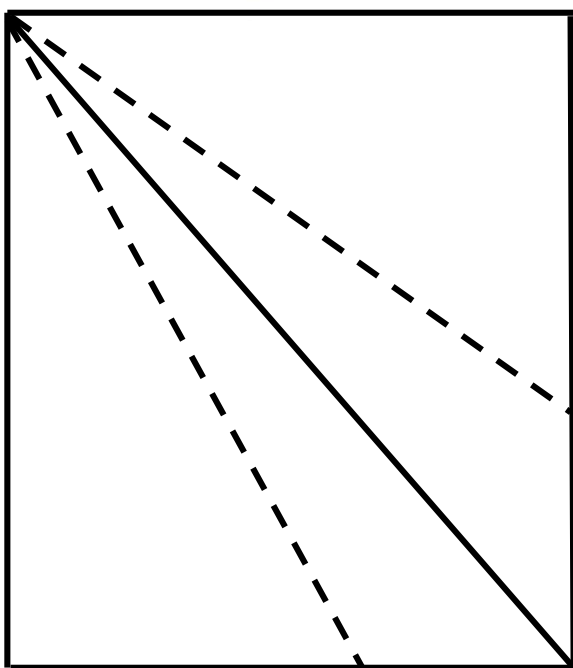
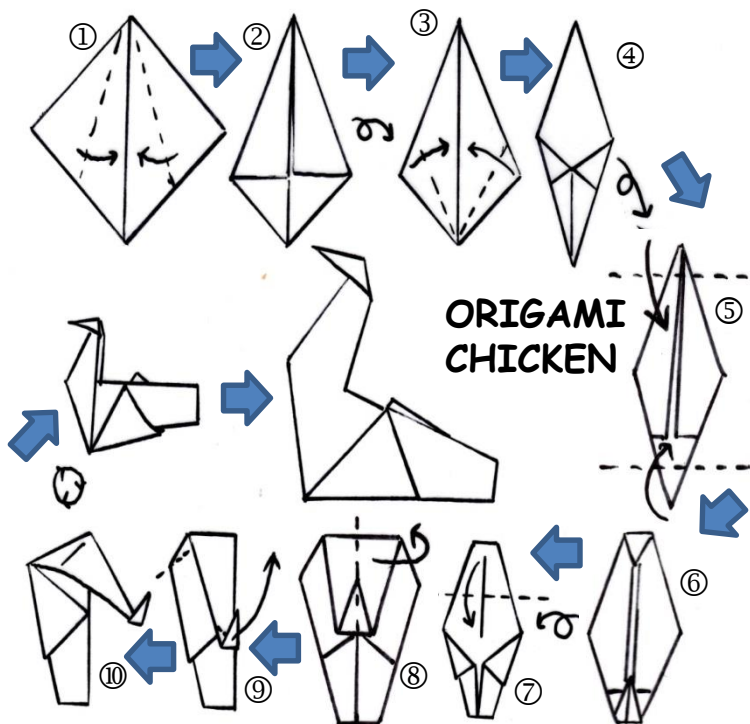
UC Davis School of Veterinary
Medicine
Cooperative Extension
mepitesky@ucdavis.edu
530-752-3215

Acknowledgements

Our flock of writers includes in no particular pecking order:

Evan Adler, Myrna Cadena, Jenna Celigja, Felicia De La Torre,
Nancy Levine-Sinai, Asli Mete, Amy Murillo, Maurice Pitesky
and Dennis Wilson

THIS IS THE BACK OF
THE ORIGAMI CHICKEN



STEP 1:
CUT OUT
THIS
SQUARE

STEP 2:
FOLLOW
THE ABOVE
INSTRUCTI
ONS
TO MAKE
YOUR
OWN
ORIGAMI
CHICKEN!!!