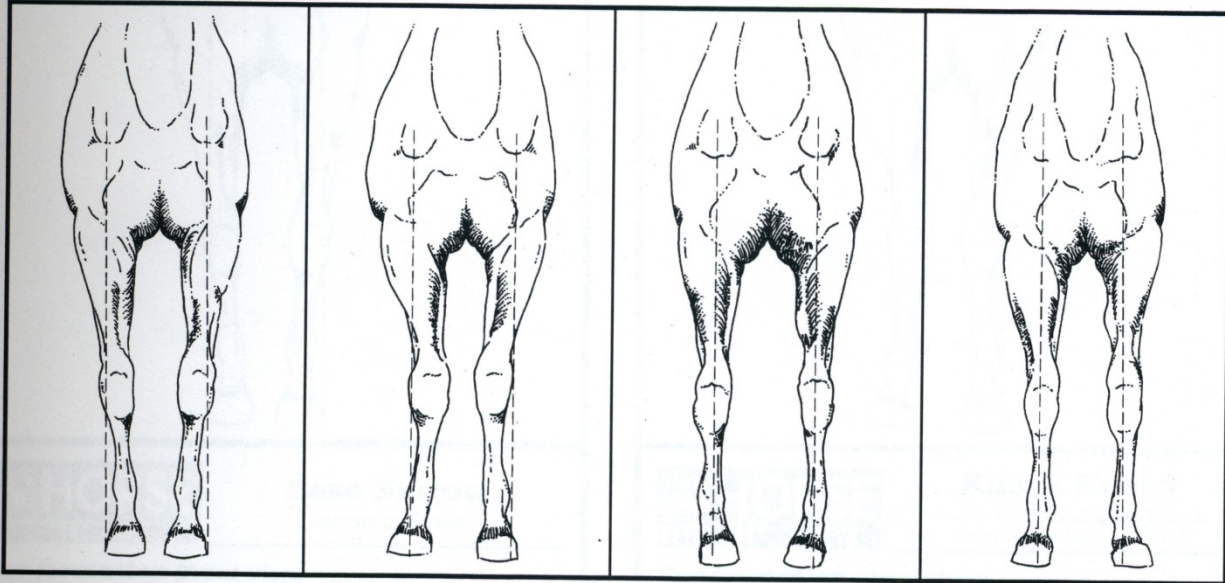


Use this poster in conjunction with Conformation - Identify the structural variations of the front legs situation/task statement and/or Conformation (Front View) identification tags.

Conformation (Front View)

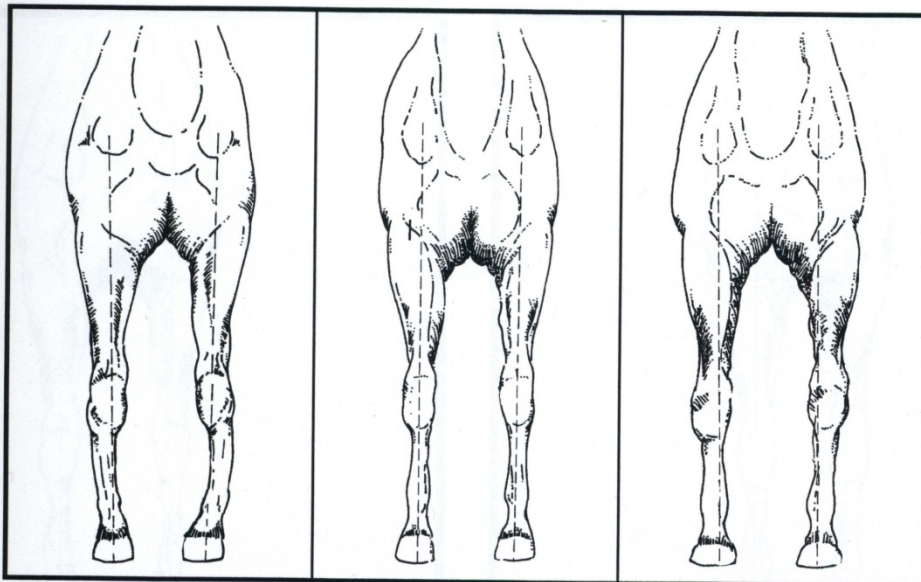


Base Narrow
(stands too close)

Knock Kneed
(knock kneed and splay footed,
forefeet toes out/heels in)

Pigeon Toed
(forefeet toes in/heels out)

Narrow Chested, Toes Out



Bench Kneed

Ideal Position
(correct conformation)

Bow Legged
(with offset cannons)



HORSE

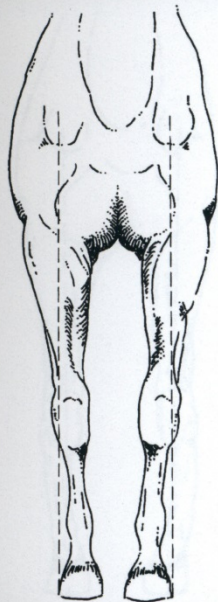
LEARNING LABORATORY KIT

Exploratory Learning: Educational Program

This component adapted from materials found in *Light Horse Selection*, (Ohio State University Extension 4-H/Youth Development, 1998). Graphic used courtesy of Section of Communication and Technology, Ohio State University Extension.

Product distribution through Curriculum Materials Service

Use these copy cards in conjunction with Conformation - Identify the structural variations of the front legs situation/task statement and/or Conformation (Front View) identification tags.



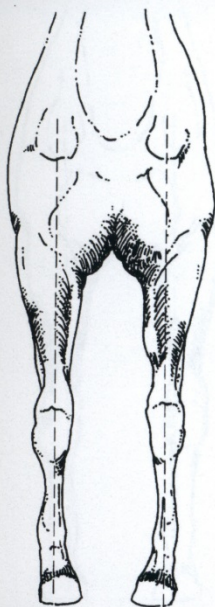
Base Narrow
(stands too close)

Conformation (Front View)
Exploratory Learning: Education Program
Product distribution through the Curriculum Materials Service



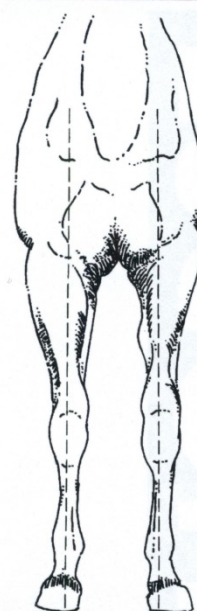
Knock Kneed
(knock kneed and splay footed,
forefeet toes out/ heels in)

Conformation (Front View)
Exploratory Learning: Education Program
Product distribution through the Curriculum Materials Service



Pigeon Toed
(forefeet toes in/ heels out)

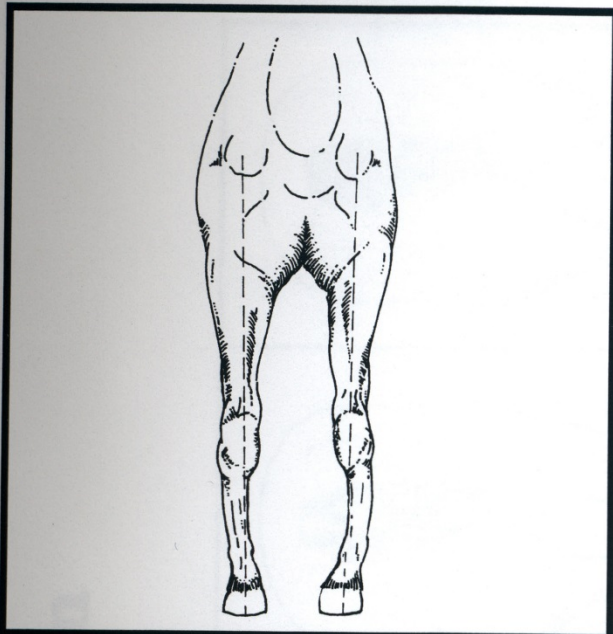
Conformation (Front View)
Exploratory Learning: Education Program
Product distribution through the Curriculum Materials Service



**Narrow Chested,
Toes Out**

Conformation (Front View)
Exploratory Learning: Education Program
Product distribution through the Curriculum Materials Service

Use these copy cards in conjunction with Conformation - Identify the structural variations of the front legs situation/task statement and/or Conformation (Front View) identification tags.

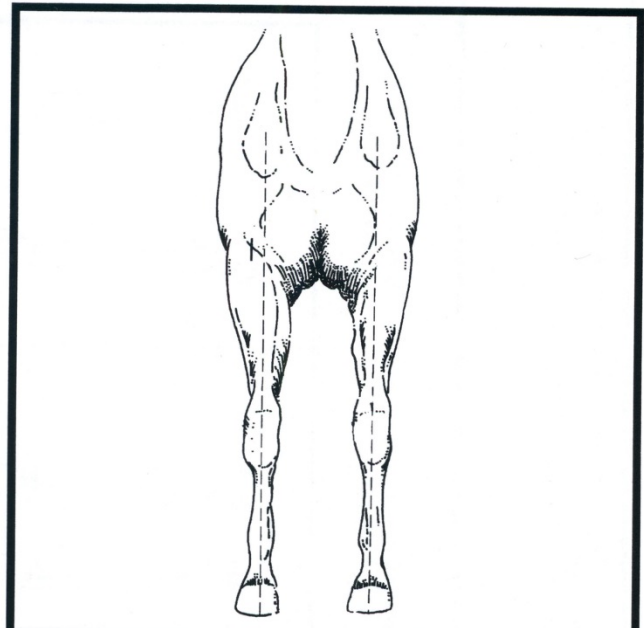


Bench Kneed

Conformation (Front View)

Exploratory Learning: Education Program

Product distribution through the Curriculum Materials Service



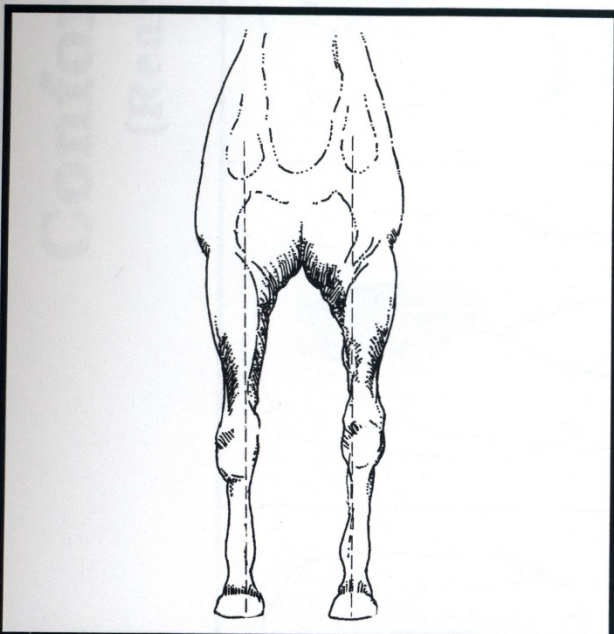
Ideal Position

(correct conformation)

Conformation (Front View)

Exploratory Learning: Education Program

Product distribution through the Curriculum Materials Service



Bow Legged

(with offset cannons)

Conformation (Front View)

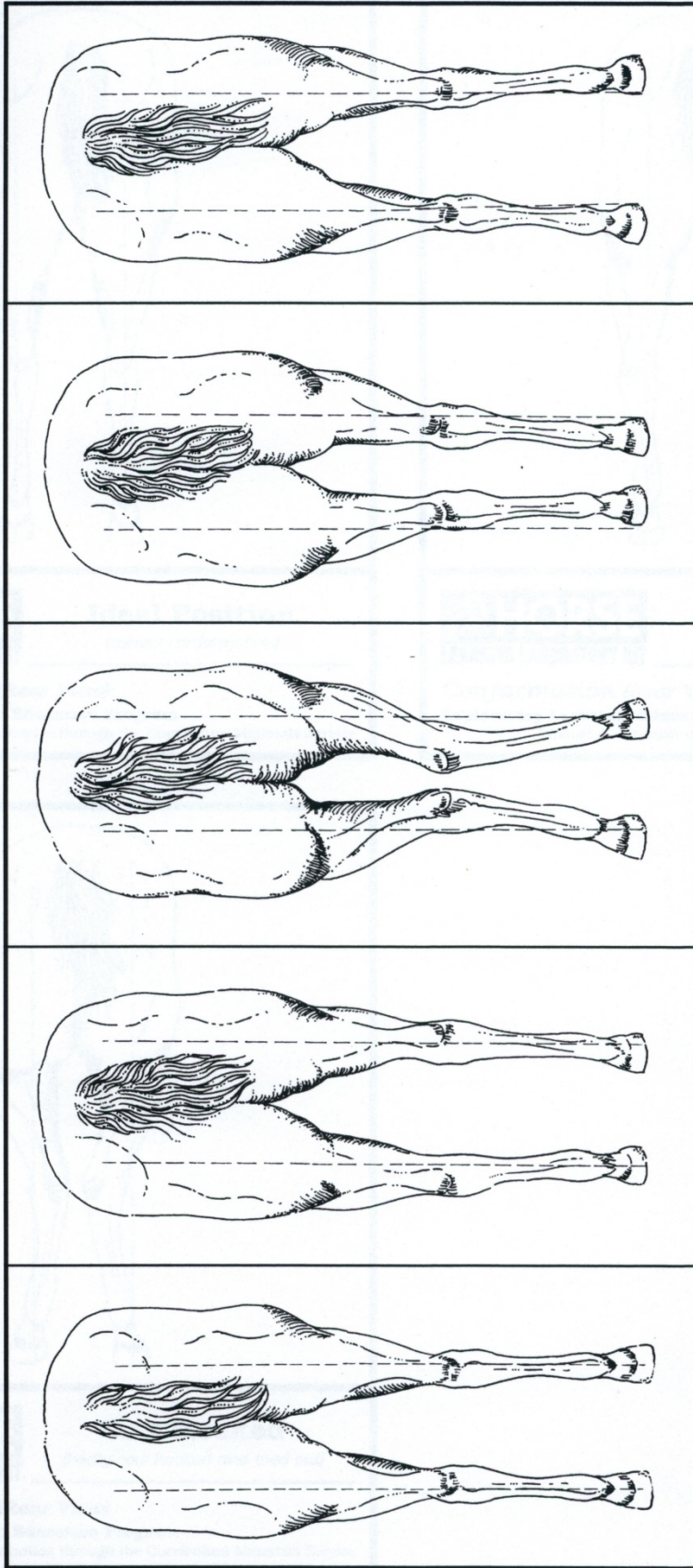
Exploratory Learning: Education Program

Product distribution through the Curriculum Materials Service



Use this poster in conjunction with Conformation - Identify the structural variations of the rear legs situation/task statement and/or Conformation (Rear View) identification tags.

Conformation (Rear View)



Ideal Position
(correct conformation)

Bow Legged
(bandy legged)

Cow Hocked
(badly cow hocked and toed out)

Stands Close
(base narrow or set too close)

Stands Wide
(base wide or set too wide)

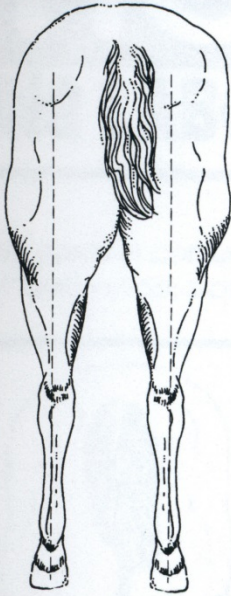


Exploratory Learning: Educational Program

This component adapted from materials found in *Light Horse Selection*, (Ohio State University Extension 4-H/Youth Development, 1998).
Graphic used courtesy of Section of Communication and Technology, Ohio State University Extension.

Product distribution through Curriculum Materials Service

Use these copy cards in conjunction with Conformation - Identify the structural variations of the rear legs situation/task statement and/or Conformation (Rear View) identification tags.



Ideal Position
(correct conformation)

Conformation (Rear View)

Exploratory Learning: Education Program

Product distribution through the Curriculum Materials Service

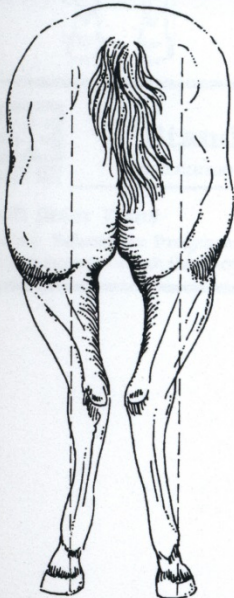


Bow Legged
(bandy legged)

Conformation (Rear View)

Exploratory Learning: Education Program

Product distribution through the Curriculum Materials Service



Cow Hocked
(badly cow hocked and toed out)

Conformation (Rear View)

Exploratory Learning: Education Program

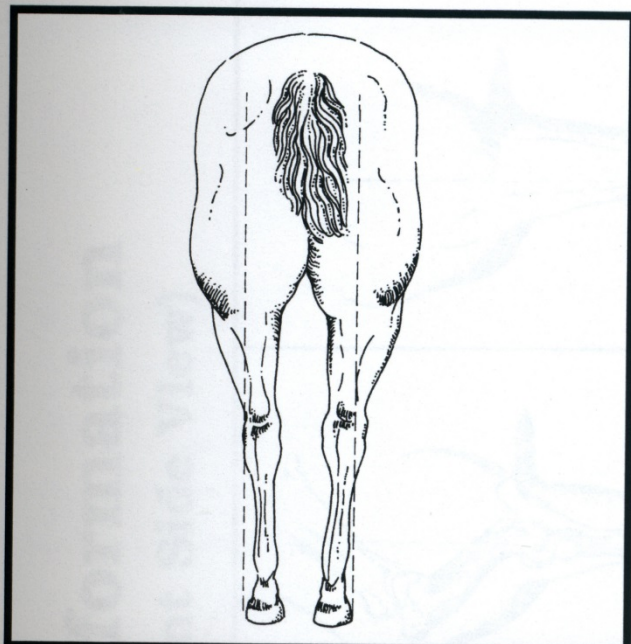
Product distribution through the Curriculum Materials Service



HORSE

LEARNING LABORATORY KIT

Use these copy cards in conjunction with Conformation - Identify the structural variations of the rear legs situation/task statement and/or Conformation (Rear View) identification tags.



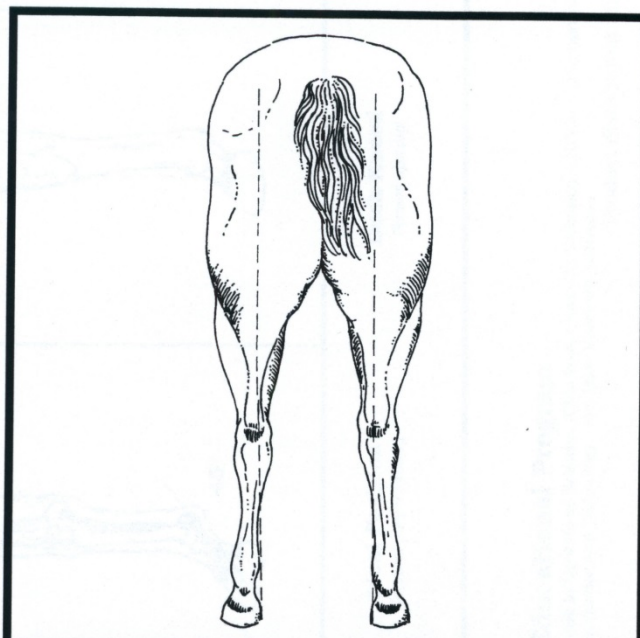
Stands Close

(base narrow or set too close)

Conformation (Rear View)

Exploratory Learning: Education Program

Product distribution through the Curriculum Materials Service



Stands Wide

(base wide or set too wide)

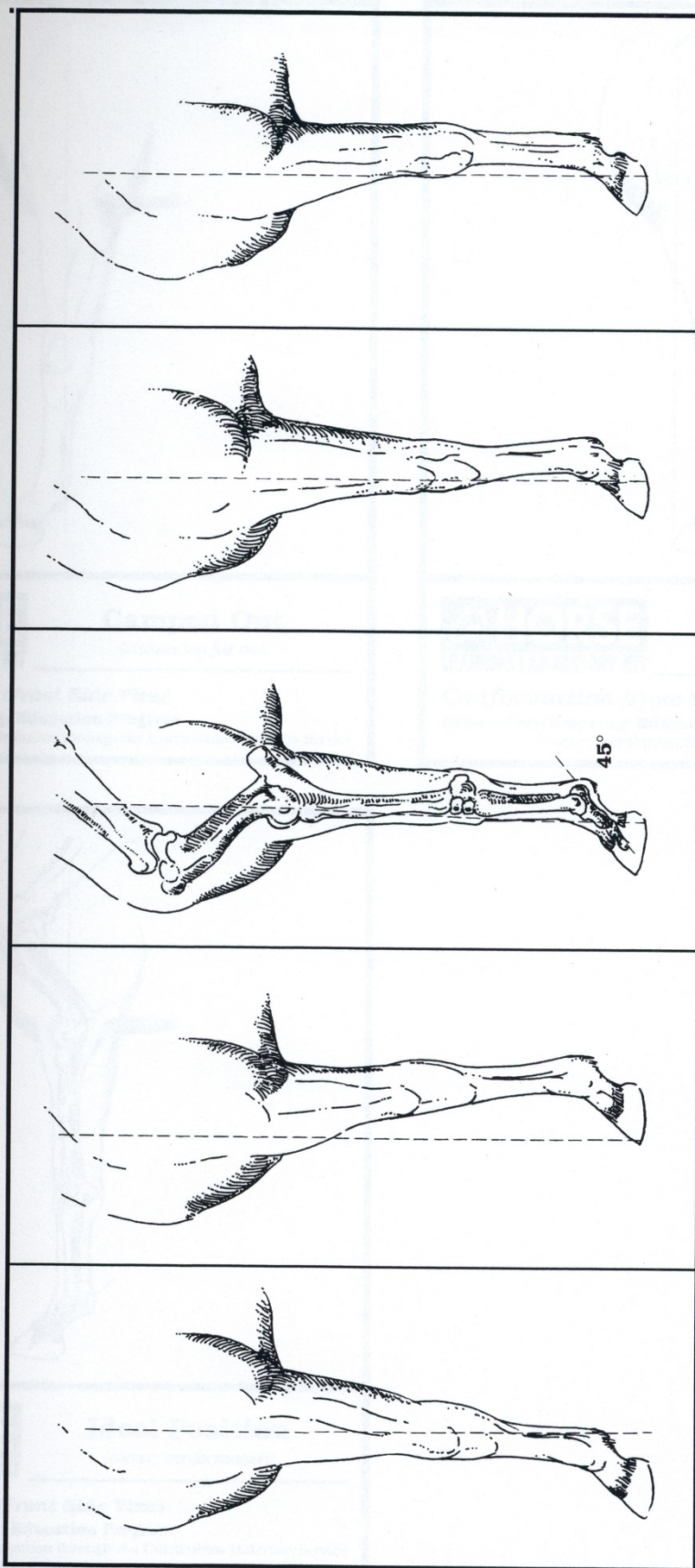
Conformation (Rear View)

Exploratory Learning: Education Program

Product distribution through the Curriculum Materials Service

Use this poster in conjunction with Conformation - Identify the structural variations of the front legs from the side situation/task statement and/or Conformation (Front Side View) identification tags.

Conformation (Front Side View)



Camped Out
(stands too far out)

Camped Under
(stands too far under)

Ideal Position
(correct conformation)

Buck Kneed
(knees sprung)

Calf Kneed

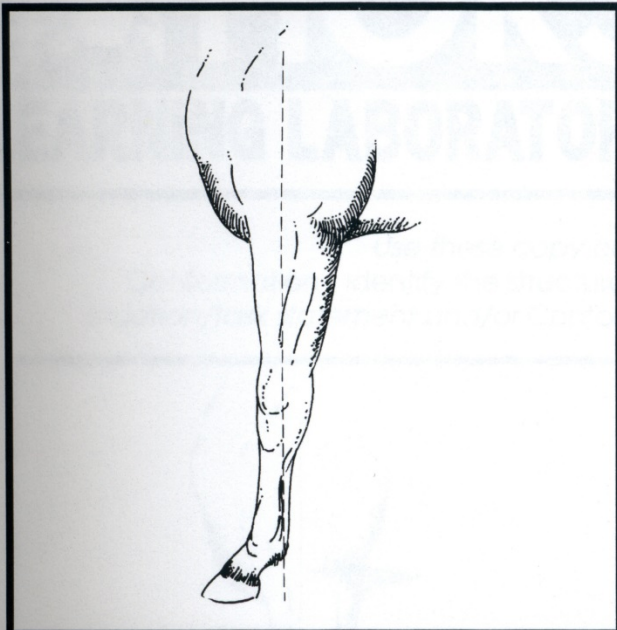


Exploratory Learning: Educational Program

This component adapted from materials found in *Light Horse Selection*, (Ohio State University Extension 4-H/Youth Development, 1998).
Graphic used courtesy of Section of Communication and Technology, Ohio State University Extension.

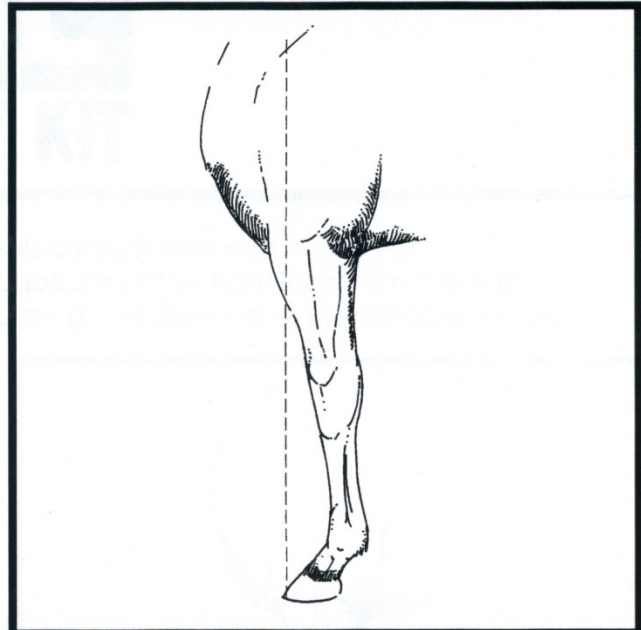
Product distribution through Curriculum Materials Service

Use these copy cards in conjunction with
Conformation - Identify the structural variations of the front legs from the side
situation/task statement and/or Conformation (Front Side View) identification tags.



Camped Out
(stands too far out)

Conformation (Front Side View)
Exploratory Learning: Education Program
Product distribution through the Curriculum Materials Service



Camped Under
(stands too far under)

Conformation (Front Side View)
Exploratory Learning: Education Program
Product distribution through the Curriculum Materials Service



Ideal Position
(correct conformation)

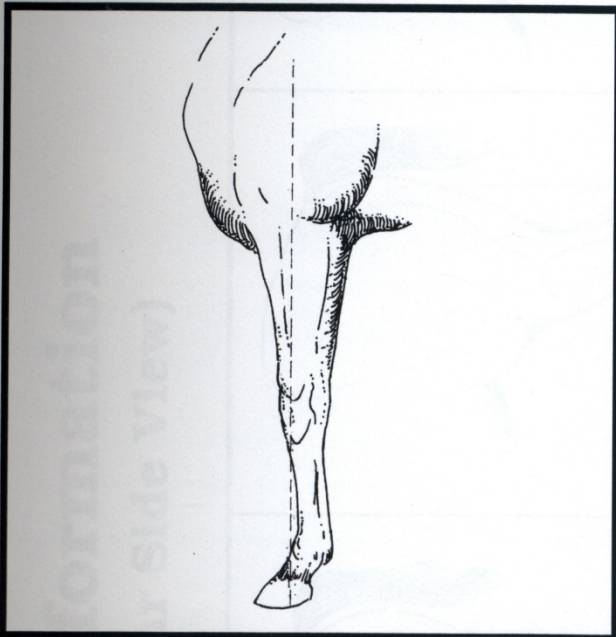
Conformation (Front Side View)
Exploratory Learning: Education Program
Product distribution through the Curriculum Materials Service



HORSE

LEARNING LABORATORY KIT

Use these copy cards in conjunction with
Conformation - Identify the structural variations of the front legs from the side
situation/task statement and/or Conformation (Front Side View) identification tags.

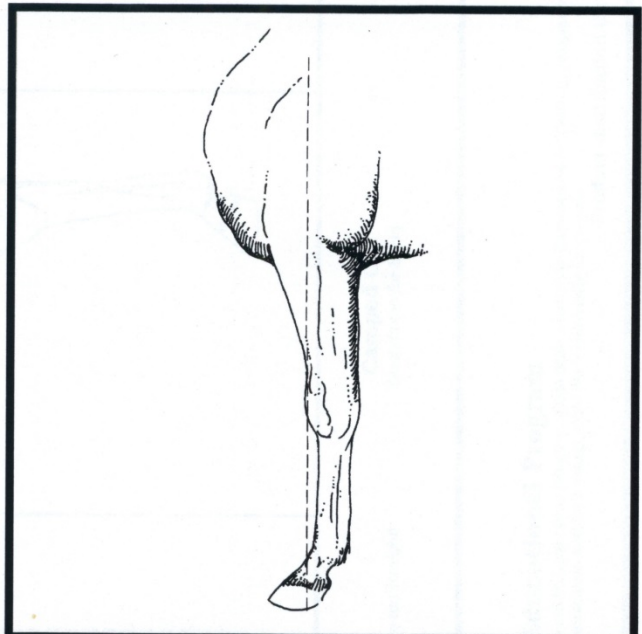


Buck Kneed
(knees sprung)

Conformation (Front Side View)

Exploratory Learning: Education Program

Product distribution through the Curriculum Materials Service



Calf Kneed

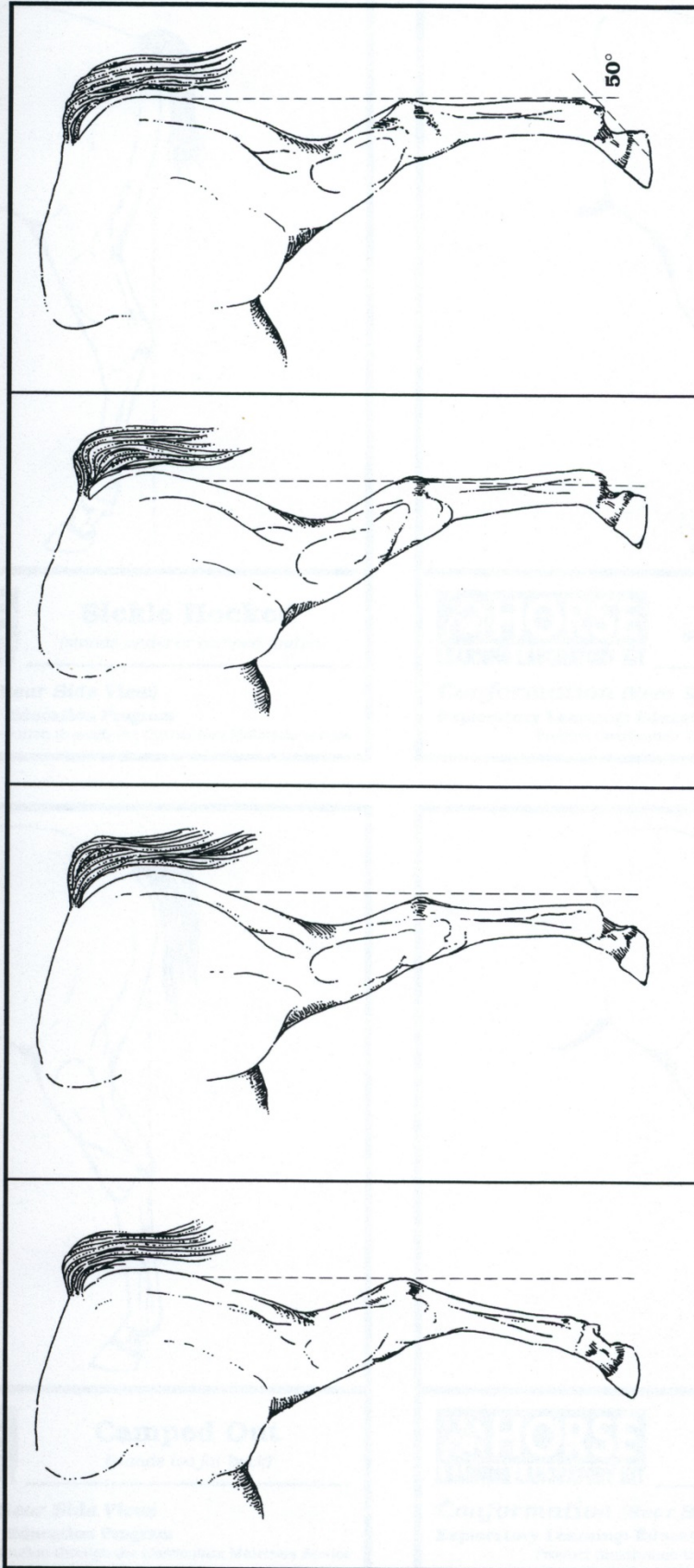
Conformation (Front Side View)

Exploratory Learning: Education Program

Product distribution through the Curriculum Materials Service

Use this poster in conjunction with Conformation - Identify the structural variations of the rear legs from the side situation/task statement and/or Conformation (Rear Side View) identification tags.

Conformation (Rear Side View)



Sickle Hocked
(stands under or camped under)

Post Legged
(postly legged, stands too straight, or leg too straight)

Camped Out
(stands too far back)

Ideal Position
(correct conformation)

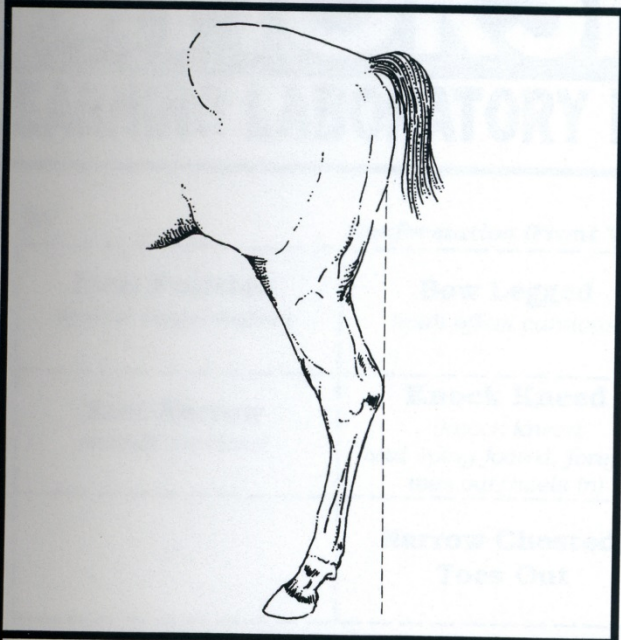
Exploratory Learning: Educational Program

This component adapted from materials found in *Light Horse Selection*, (Ohio State University Extension 4-H/Youth Development, 1998).
Graphic used courtesy of Section of Communication and Technology, Ohio State University Extension.

Product distribution through Curriculum Materials Service



Use these copy cards in conjunction with
Conformation - Identify the structural variations of the rear legs from the side
situation/task statement and/or Conformation (Rear Side View) identification tags.



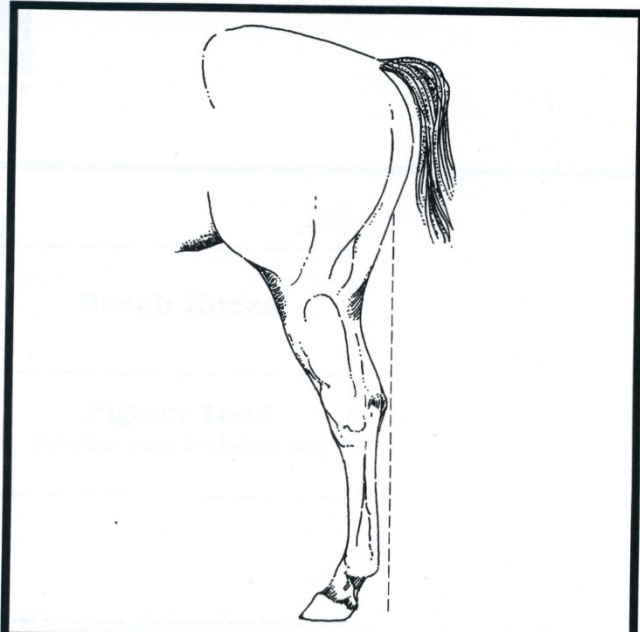
Sickle Hocked

(stands under or camped under)

Conformation (Rear Side View)

Exploratory Learning: Education Program

Product distribution through the Curriculum Materials Service



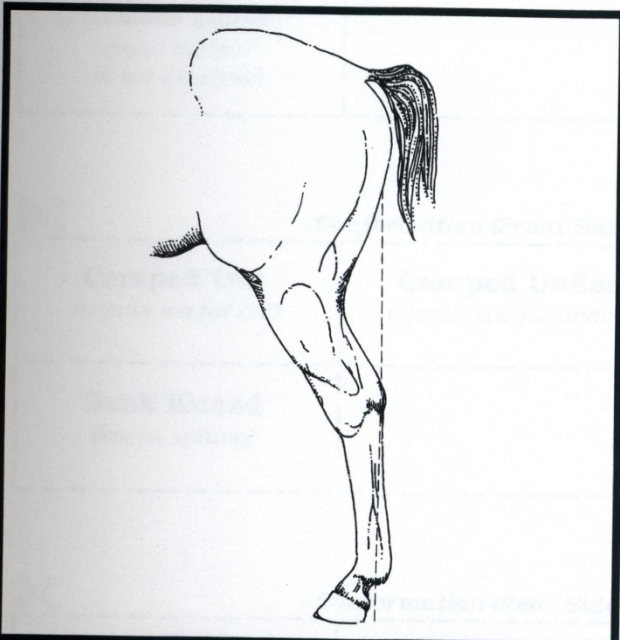
Post Legged

(posty legged, stands too straight,
or leg too straight)

Conformation (Rear Side View)

Exploratory Learning: Education Program

Product distribution through the Curriculum Materials Service



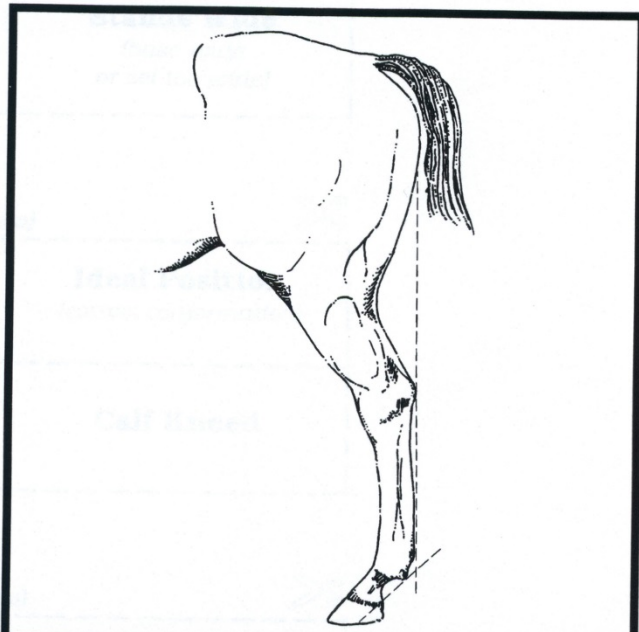
Camped Out

(stands too far back)

Conformation (Rear Side View)

Exploratory Learning: Education Program

Product distribution through the Curriculum Materials Service



Ideal Position

(correct conformation)

Conformation (Rear Side View)

Exploratory Learning: Education Program

Product distribution through the Curriculum Materials Service