

























































































DECIDUOUS TREES

Select plants suitable for USDA hardiness zone 9 or Sunset hardiness zones 8 or 9. Not all trees listed here belong to these zones.

NAME	SHAPE	SIZE	GROWTH RATE	LEAF LENGTH	WATER NEEDS	POTENTIAL PROBLEMS	COMMENTS
Alder <i>Alnus</i> spp.		35-60' H 20-40' W	Very fast	2-4"		Shallow invasive roots Borers, scale Allergenic pollen	Large short-lived tree
Ash, Raywood <i>Fraxinus oxycarpa</i>		25-35' H 20' W Patio	Fast	1" leaflets		Limb dieback Shallow roots	Better disease resistance than other ashes Fall color
Birch <i>Betula</i> spp.		Varies	Fast	1-6"		Shallow, aggressive roots Borers, aphids	Stressed by hot, dry conditions Prune in early fall
Chaste Tree <i>Vitex agnus-castus</i>		6-25' H 6-25' W Patio	Fast	2-6"		Seeds unsightly Root suckers	Lavender-blue flowers, summer to fall Thrives in summer heat
Chitalpa <i>Chitalpa tashkentensis</i>		20-30' H 20-30' W	Fast	4-5"		Messy flowers Bark split	Showy flowers all summer
Cottonwood, Poplar <i>Populus</i> spp.		40-100' H 15-50' W	Fast	2-5"		Seeds, suckers, messy Surface roots Many insect pests	Limbs break easily Avoid structures, sewer lines or pavement
Crabapple <i>Malus</i> sp.		Varies Patio	Moderate	2-3"		Fire blight Fungal diseases	Spring flowers, fall colors Good lawn tree Prefers cooler climates
Crape Myrtle <i>Lagerstroemia</i> spp.		8-25' H 10-18' W Patio	Slow	4"		Mildew (resistant varieties available) Aphids	Summer bloom Fall color Tolerates summer heat
Desert Willow <i>Chilopsis linearis</i>		25' H 10-20' W Patio	Fast when young	2-5"		Heavy crop of seedpods	Trumpet-shaped flowers spring-fall Shaggy bark, gnarled trunk
Dogwood <i>Cornus florida</i> (white) <i>C. florida</i> 'Rubra' (pink) <i>Cornus kousa</i>		15-20' H 15-25' W Patio	Slow to moderate	3-5"		Needs some shade, wind protection Well-drained soil	Needs acid soil Spring flowers Fall color
		20-30' H 15-20' W	Slow	4"		Needs some shade, wind protection Well-drained soil	Needs acid soil Spring flowers Fall color

NAME	SHAPE	SIZE	GROWTH RATE	LEAF LENGTH	WATER NEEDS	POTENTIAL PROBLEMS	COMMENTS
Empress Tree <i>Paulownia tomentosa</i>		30-50' H 40-50' W	Fast	5-10"		Litter Invasive surface roots Frost tender	Fragrant showy flowers Leaves shred in high wind
Flame Tree, Chinese <i>Koelreuteria bipinnata</i>		20-40' H 20-40' W Patio	Moderate	1-2" leaflets		Litter	Drought-tolerant Bright yellow flowers Colorful pods
Fringe Tree, Chinese <i>Chionanthus retusus</i>		20' H 20' W Patio	Slow	2-4"		Berries Allergenic pollen	White, fragrant flower clusters, purple berries Fall color
Goldenrain Tree <i>Koelreuteria paniculata</i>		20-35' H 20-40' W	Fast	1-3" leaflets		Litter Seedlings	Drought-tolerant Showy flowers
Hackberry, Chinese <i>Celtis sinensis</i>		50' H 50' W	Moderate	4"		Aphids	Tolerates drought, wind, dust, heat
Jujube/Chinese Date <i>Zizyphus jujube</i>		20-30' H 10-15' W Patio	Slow to moderate	1-2"		Spines	Drought-tolerant Edible fruit
Liquidambar styraciflua Sweet Gum, American		60' H 20-25' W	Moderate	3-7"		Spiny seed pods Litter Invasive surface roots	Fall color Tolerates damp soil Fruitless variety available
Locust							
Black Locust <i>Robinia pseudoacacia</i>		75' H 30-60' W	Fast	1-2" leaflets		Large pods Suckers Invasive roots	Fragrant flowers Poisonous bark, leaves and seeds
<i>Robinia ambigua</i> 'Purple Robe'		40' H 30' W	Fast	1-2" leaflets		Large pods Suckers Invasive roots	Fragrant flowers Poisonous bark, leaves and seeds
Honey Locust <i>Gleditsia triacanthos</i>		35-70' H 25-30' W	Fast	¾ -1½ "" leaflets		Pod gall midge Mimosa webworm Suckers, invasive roots	Thrives in heat Large pods Many cultivars available
London Plane Tree <i>Platanus acerifolia</i>		40-80' H 30-40' W	Fast	5-10"		Litter Anthracnose, mildew Allergenic pollen	Tolerates smog, dust, heat Disease resistant varieties available
Magnolia, Deciduous							
Saucer Magnolia <i>Magnolia soulangeana</i>		25' H 25' W	Moderate	4-6"		Leaf and pod litter	Early spring-flowering
Star Magnolia <i>Magnolia stellata</i>		10' H 20' W	Slow	4"			Early spring-flowering

		Patio					
Maidenhair Tree <i>Ginkgo biloba</i>		35-50' H 20' W	Slow	1-4"		Female produces smelly, messy fruit, select named (male) cultivars	Attractive leaf shape Fall color
NAME	SHAPE	SIZE	GROWTH RATE	LEAF LENGTH	WATER NEEDS	POTENTIAL PROBLEMS	COMMENTS
Maple, Japanese <i>Acer palmatum</i>		25' H 15-25' W Patio, varies	Slow	2-4"		Needs some sun protection	Colorful foliage Fall color
Mimosa, Silk Tree <i>Albizia julibrissin</i>		25-40' H 50-80' W	Fast	½" leaflets		Messy flower litter and seed pods Verticillium wilt	Drought-tolerant Summer flowers Many volunteer seedlings
Mulberry, Fruitless <i>Morus alba</i>		30-50' H 30-50' W	Fast	6"		Surface roots Allergenic pollen	Drought-tolerant
Oak	DO NOT WATER IN SUMMER ONCE ESTABLISHED						
Pin Oak <i>Quercus palustris</i>		50-80' H 30-40' W	Moderate to fast	3-6"		Copious acorns, catkins Brown leaves hang on in winter	Fall color Harmless leaf galls
Red Oak <i>Quercus rubra</i>		60-75' H 50' W	Moderate to fast	5-8"		Aphids	Fall color Harmless leaf galls
Valley Oak, <i>Quercus lobata</i>		70+ H 70+ W	Moderate to fast	3-4"		Leaf litter Massive size	Do not water in summer Acorns 1-1 ½" Harmless leaf galls
Pear, ornamental <i>Pyrus calleryana</i> 'Bradford', 'Aristocrat' e.g.		30-50' H 15-50' W	Moderate to fast	1 ½ -3"		Dry brittle branches Surface roots, suckers Fire blight	White flowers in winter/spring Fall color
Pistache, Chinese <i>Pistacia chinensis</i>		30-60' H 30-40' W	Slow to moderate	2-4" leaflets		Copious small fruit on females Verticillium wilt	Fall color
Prunus							
Plum, Flowering <i>Prunus cerasifera</i>		10-40' H 12-35' W	Moderate to fast	2-3"		Borers Fruit drop	Near fruitless forms available Red or purple leaves
Cherry, Flowering <i>Prunus serrulata</i>		15-25' H 15-20' W	Moderate	2-5"		Borers Sunburn	Mahogany red bark Rarely fruits May be short-lived
Apricot or Plum, Japanese Flowering <i>Prunus mume</i>		20' H 20' W Patio	Slow to moderate	4 ½"		Borers	More trouble free than other flowering <i>Prunus</i> Pink or white flowers

NAME	SHAPE	SIZE	GROWTH RATE	LEAF LENGTH	WATER NEEDS	POTENTIAL PROBLEMS	COMMENTS
Redbud							
Eastern Redbud <i>Cercis canadensis</i>		25-35' H 25-30' W	Moderate	3-6"		Seed pods Verticillium wilt	Early spring flowers
Western Redbud <i>Cercis occidentalis</i>		10-18' H 10-18' W Patio	Moderate	3"		Seed pods Verticillium wilt Suckers	Very drought-tolerant
Smoke Tree <i>Cotinus coggygia</i> 'Purpurea'		12-15' H 12-15' W Patio	Slow	1 ½-3"			Colorful foliage Thrives in poor conditions
Tallow Tree, Chinese <i>Sapium sebiferum</i>		30-40' H 25-30' W	Moderate	1-2"		Suckers, litter Brittle branches Allergenic pollen	Fall color Invasive species Many volunteer seedlings
Tulip Tree <i>Liriodendron tulipifera</i>		60-80' H 40' W	Fast	5-6" 5-6"		Surface roots Difficult to plant under	Spring flowers Heat sensitive
Tupelo, Sour Gum <i>Nyssa sylvatica</i>		30-50' H 15-25' W	Slow to moderate	2-5"		Allergenic pollen Sensitive to pollution Fruit	Fall color Tolerates poor drainage and some drought
Willow <i>Salix</i> spp.		30-50' H 30-50' W Varies	Fast	3-6"		Shallow, invasive roots Aphids, borers	Needs large amounts of water
Zelkova <i>Zelkova serrata</i>		60' H 60' W	Moderate to fast	2-3"		Allergenic pollen	Fall color Fairly tolerant of drought, wind

The UCCE Master Gardeners can be reached at <http://ucanr.edu/sites/mgfresno/>

UC Cooperative Extension
550 E. Shaw Avenue, Ste. 210-B
Fresno, CA 93702
559-241-7534

Reviewed by Pam Geisel, former UCCE Ornamental Horticulture Farm Advisor, Fresno County