



ZANKER RECYCLING
History of C&D Recycling


Zanker Materials Processing Facility
 Floor Sorting – 1985-2007
 Diversion Rate - 55%






ZANKER RECYCLING
History of C&D Recycling


Zanker Materials Processing Facility
 C&D Sortline– 2007 -2009
 Diversion Rate – 78%





ZANKER RECYCLING
History of C&D Recycling


Zanker Materials Processing Facility
 UPGRADED C&D Sortline– 2011 - 2014
 Diversion Rate – 83%





ZANKER RECYCLING
Construction Waste Video





RCI Website – Feb 2016

Zanker Road Resource Management
 675 Los Esteros Road
 San Jose, CA 95134
www.zankerrecycling.com

Michael Gross
 408-263-2384
michael@zankerrecycling.com

PROCESS/LINE	REVIEWED BY	12 MO REC RATE AVG W/ADC	12 MO REC RATE AVG W/ADC	REPORTS
Demolition Processing Operation	Stephen Bantillo 10/17/2015	86.98%	76.98%	View Report Evaluation Report
C&D Recycling	Stephen Bantillo 10/17/2015	72.68%	60.43%	View Report Evaluation Report
Wood Waste / Yard Waste Recycling	Stephen Bantillo 09/06/2015	99.18%	99.16%	View Report Evaluation Report
Shingle Recycling	Stephen Bantillo 09/06/2015	64.30%	9.81%	View Report Evaluation Report
Concrete Recycling Facility	Stephen Bantillo 09/06/2015	99.66%	99.41%	View Report Evaluation Report
Sheetrock Recycling	Stephen Bantillo 09/06/2015	82.38%	82.38%	View Report Evaluation Report



Zanker Landscape Materials Yard
ZLM VIDEO



