




Yolo County Department of Agriculture

CCR 6724 Handler Training



- Handler training must be completed prior to use of pesticides, adjuvants, and bait
- Handlers must be trained annually thereafter

CCR 6724(a) Trainer Qualified/Written Program

- Pesticide trainer must have QAC, QAL, PAC, or PCA license
- Employer must have a written training program
- Program must include:
 - Pesticide Labels
 - PSIS (Pesticide Safety Information Series)
 - SDS (Safety Data Sheets)

[illegible]

CCR 6724 (b) Handler Training

- ▶ Read the label for each product: Signal word, caution statements, first aid, rate, dilution volume, etc.
- ▶ Read accidental for each product: Accidental Release Measures, Toxicity, etc.
- ▶ Review PSIS leaflets for general topics

Pesticide Handler Training Program
PESTICIDE SAFETY TRAINING RECORD

Print EMPLOYEE'S Name: _____
EMPLOYEE'S Signature: _____
Print EMPLOYER'S Name: _____
Print TRAINER'S Name: _____
Trainer Qualifications: _____

☐ Mixer/Loader
☐ Applicator
☐ Service Repair
☐ Flagger
☐ Other

ASSIGNED JOB DUTIES

Subjects as Specified in Section 6724(b) of the California Code of Regulations

Trainer Initials _____
Employee Initials _____

	Specific Pesticides											
	Annual Training											
READ THE LABEL: Signal word, caution statements, first aid, rate, dilution volume. Applicable laws and regulations. MSDS and PSIS leaflet.												
PROTECTIVE CLOTHING AND EQUIPMENT: MSDS and PSIS leaflet. Respirator, apron. Equipment cleaning and maintenance.												
USE OF ENGINEERING CONTROLS (i.e., closed system, enclosed cab).												
SAFETY PROCEDURES: To be followed while mixing, loading, applying pesticides. Procedures for handling non-routine tasks or emergency situations.												
DRIFT: Confine the spray to the crop. Watch out for people, animals, waterways, or any special hazard.												
TRIPLE RINSE PESTICIDE CONTAINERS AT TIME OF USE: Never take home pesticide containers used at work.												
STORE pesticides in a LOCKED and posted area or attended by an authorized person.												
WEAR CLEAN WORK CLOTHES DAILY. Be aware of pesticide residues on clothing.												
WASH hands and arms with SOAP & WATER: Before eating, drinking, smoking, going to the bathroom. Emergency eye flushing techniques.												
WASH COMPLETELY at the end of the workday. Change into clean clothing.												
EMERGENCY MEDICAL INFORMATION: Name, address, phone number of clinic, physician, or hospital emergency room & where information is located.												
HEAT RELATED ILLNESS: Prevention, recognition, and first aid treatment.												
LOCATION OF PESTICIDE SAFETY INFORMATION SERIES (PSIS): Material Safety Data Sheets (MSDS). Pesticide Use Records, safety posters, and Restricted Entry Interval information.												
EMPLOYEE'S RIGHTS: Against discharge, discrimination. Right to receive information. NEED FOR IMMEDIATE DECONTAMINATION of skin and eyes when exposure occurs.												
SYMPTOMS OF POISONING: Pinpoint pupils, nausea, shortness of breath, dizziness, headaches, blurred vision. Ways poisoning or injury can occur.												
ROUTES THROUGH WHICH PESTICIDES ENTER THE BODY.												
UNDERSTANDING THE IMMEDIATE AND LONG TERM HAZARDS involved in handling pesticides. Known or suspected chronic and acute effects.												
MEDICAL SUPERVISION: Required when working with carbamate or organophosphate pesticides with signal word of DANGER or WARNING.												

This form available in Spanish

Date of Training _____

Fieldworker Training CCR

6764



Employees working in treated fields, must be trained ANNUALLY

Program must include :

- ✓ Hazard communication
- ✓ Importance of decontamination
- ✓ Restricted entry intervals and what "posting" means
- ✓ First Aid & obtaining emergency medical care
- ✓ Prevention and Recognition of Heat Related Illness

Fieldworker Training



Maintain records for 2
years!

FIELDWORKER SAFETY TRAINING RECORD

NAME OF EMPLOYER: _____ DATE: _____

NAME OF TRAINER: _____

Trainer's qualification: _____

Symptoms of poisoning: Pinpoint pupils, nausea, shortness of breath, dizziness, blurred vision. Ways poisoning or injury can occur.	Location of pesticide safety information series (PSIS) Material safety data sheets (MSDS), pesticide use reports, safety posters, and restricted entry intervals.	
Wash hands and arms with soap and water. Before eating drinking, smoking, or going to the bathroom. Emergency Eye flushing techniques.	The need for immediate decontamination of skin and eyes when exposure occurs.	
Wash completely at the end of the workday and change into clean clothing.	Employee's rights: against discharge, discrimination, rights to receive information.	
Wear clean work clothing daily. Be aware of pesticides residues on clothing.	Routes through which pesticides enter the body.	
Understanding the immediate and long-term hazards involved in handling pesticides. Known or suspected chronic and acute effects.	Prevention, recognition, and first aid treatment of heat related illness.	
Emergency medical information: Name, address, phone number of clinic, physician, or hospital emergency room and where information is located.	Restricted entry intervals and posting. Do not enter treated areas.	
Never take home pesticide containers used at work.		

Print Your Name

1. _____
2. _____
3. _____

Sign Your Name

CCR 6761 & 6761.1 Hazard Communication for Fieldworkers

- If employees are working in a treated field, employer shall display at a central location:
 - Application-Specific Information
 - Safety Data Sheets
 - A-9 Pesticide Safety Information Series



Pesticide Application Completion Notice/ Application Specific Information

Year 2017

Property Operator DS FARMS

[illegible]

Fieldworker Decontamination Facilities

CCR 6768

The decontamination facilities shall be not more than 1/4 mile from the fieldworkers.

- Water
- Soap
- Single use towels

1 gallon per
person
(treated field)
3 gallons per
person
(early reentry)



PESTICIDE SAFETY Information



CALIFORNIA ENVIRONMENTAL PROTECTION AGENCY

A No. 8

Safety Rules for Pesticide Handlers on Farms

The pesticide label, your training, and this leaflet, tell you about pesticide dangers at work. Your employer must teach you how to use pesticides safely and how to protect yourself when you use them. Pesticides are chemicals that are used to control unwanted insects, weeds, and plant diseases.

EMPLOYERS: This is the hazard communication leaflet for pesticide handlers. Fill in the blank lines in this leaflet and display this handout at the employee's worksite.

Emergency medical care

Your employer must make plans for emergency medical care before you start working with pesticides. If you think that pesticides made you sick or hurt you at work, tell your employer. They must make sure that you are taken to a doctor right away. **DO NOT TAKE YOURSELF.**

Emergency medical care is available at (address and telephone number):

Sutter Occupational Health
70 Cottonwood St Woodland,

REMEMBER: You do not have to pay for medical care if you get sick or hurt from pesticides at work.

What are my rights?

You have the right to know the following about pesticides that have been used recently where you work:



If you think pesticides have made you sick at work, your employer must make sure that you are taken to the doctor IMMEDIATELY.

- When and where the pesticide was applied
- The restricted entry interval (REI)
- Name of the pesticide and active ingredient(s)
- The EPA registration number

As part of your training, your employer must tell you where all this information is kept. Your employer must also let you see the records anytime you want without having to ask.

You also need information about recent pesticide use at (employer's name). This is the application-specific information:

J & J Farms (shop-posted)
2222 CR X Madison, Ca

If you get sick or hurt because of work, you have the right to file for worker's compensation. Workers' compensation will pay for your medical bills, and sometimes, lost pay.

You have the right to look at Safety Data Sheets (SDS) and records for all pesticides used where you work. The SDS tells you about each specific pesticide and its dangers.

These records are kept at:

J & J Farms (in binder next to Jim's office)
2222 CR X Madison, Ca

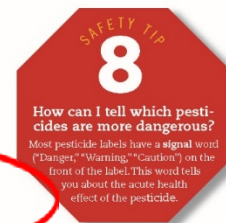
Your employer must explain your rights to you. If you need more help in understanding your rights, call or go to your local county agricultural commissioner's office, local legal aid and worker's rights office, union, or the Department of Pesticide Regulation (DPR).

The DPR offices are:

- Anaheim (714) 279-7690
- Fresno (559) 445-8111
- West Sacramento (916) 376-8960

Who do I tell about dangers at work?

Pesticides are only one kind of danger at your work. If you have a complaint about a pesticide safety problem, you should call your County Agricultural Commissioner. You can look up the Commissioner's number in the government pages of your local phone book, or by calling DPR's toll-free complaint information line, 1-877PestLine (1-877-378-5463). Other health and safety complaints (bathrooms, heat stress, drinking water, etc.) should be filed with the California Department of Industrial Relations Cal/OSHA office.



Pesticide Container Disposal

- ✓ Triple Rinsed (no residue)
- ✓ Labels and caps removed
- ✓ Empty containers should be stored in a dry and secure location, until inspected and transferred to landfill



YOLO COUNTY DEPARTMENT OF AGRICULTURE
70 COTTONWOOD STREET, WOODLAND, CALIFORNIA 95695 (530) 666-8140

**EMPTY PESTICIDE CONTAINER DECLARATION
AND INSPECTION DOCUMENT**

I, the undersigned, declare that the empty pesticide containers presented for inspection were rinsed in accordance with Title 3, Section 6684 of the California Code of Regulations. Furthermore, I acknowledge and understand that a sample of the contents from containers I am presenting for inspection may be taken for chemical analysis; in the event the analysis indicates a pesticide residue exceeding a level expected of rinsed containers, non-triple rinsed containers will remain onsite at the Yolo County Central Landfill's Hazardous Waste Facility and I will be subject to administrative fines and disposal fees applied by the Yolo County Division of Integrated Waste Management at the time of recycling/disposal.

Containers Inspected (size and type) _____

Location of Inspection _____

Firm Name _____

Address _____

Print Name _____ Telephone # _____

Signature _____

☐ Passed - May transport to Landfill [Valid Friday _____ only] 7:30 am to 3:30 pm
(Date)

☐ Phosphine meter testing (below 0.3 ppm) ☐ Yes ☐ No

☐ Pending residue sampling results

Number of containers sampled for analysis _____

Size and description of sampled container (include label information) _____

Signature of Inspector _____

Inspection Date _____

Identifiable Mark

WHITE - LANDFILL COPY YELLOW - AG OFFICE COPY

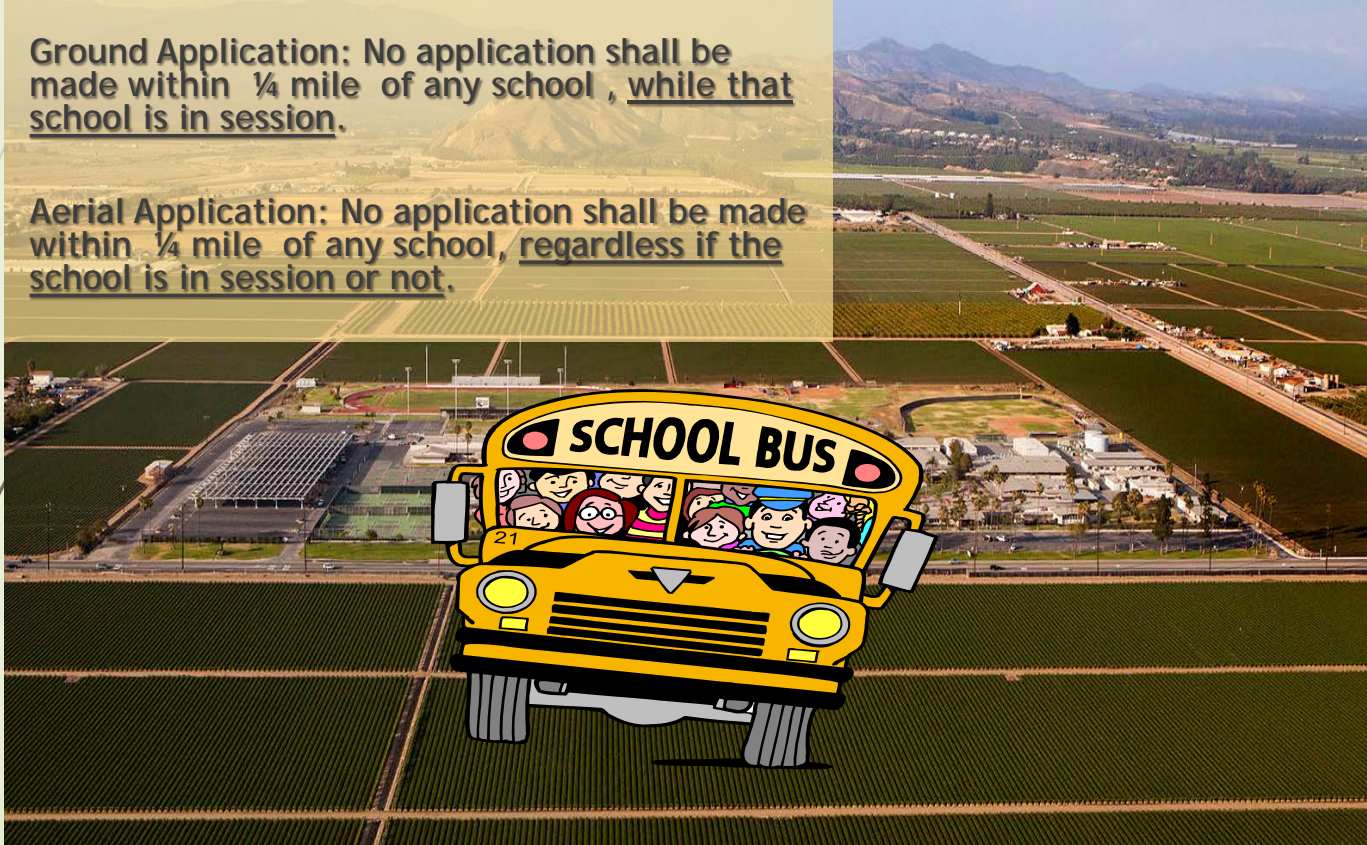




Yolo County Permit Condition #1: School Buffers

Ground Application: No application shall be made within $\frac{1}{4}$ mile of any school, while that school is in session.

Aerial Application: No application shall be made within $\frac{1}{4}$ mile of any school, regardless if the school is in session or not.





Pesticides Near School sites & Child Day Care Facilities

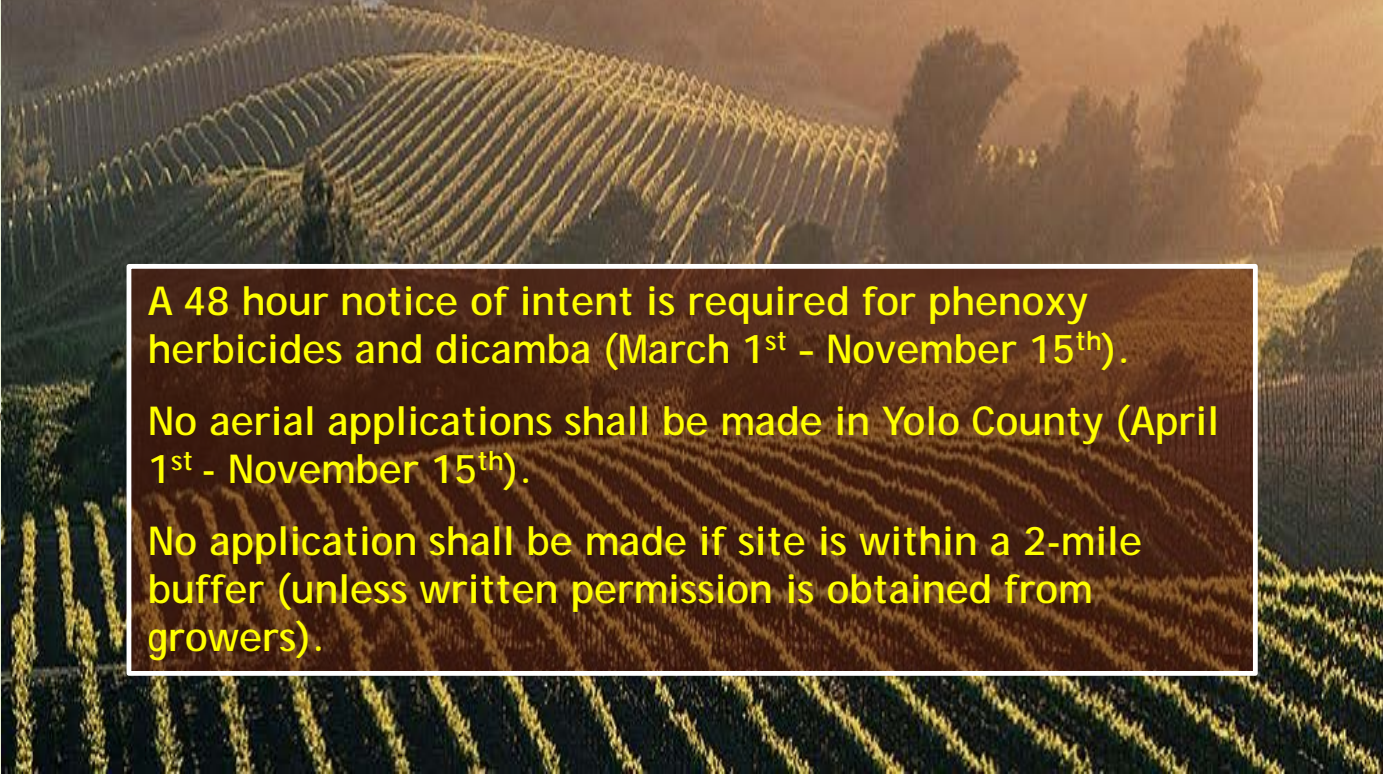
Production agriculture within $\frac{1}{4}$ mile of:

- Public K-12 schools
- Licensed child day care facilities, except family day care homes

Annual Notification of pesticides anticipated to spray within $\frac{1}{4}$ mile

- By April 30th
- July 1- June 30

Yolo County Permit Condition #6: Conditions covering the use of phenoxy herbicides and dicamba



A 48 hour notice of intent is required for phenoxy herbicides and dicamba (March 1st - November 15th).

No aerial applications shall be made in Yolo County (April 1st - November 15th).

No application shall be made if site is within a 2-mile buffer (unless written permission is obtained from growers).

Yolo County Permit Condition #6



November 16th-February 28th

The following buffers must be met
for phenoxy herbicides:

Aerial applications.....500
feet

Ground applications.....100 feet

In addition, AIR MOVEMENT MUST BE
AWAY.

Information Resources

Yolo County Department of Agriculture

jenni.king@yolocounty.org

danielle.ballard@yolocounty.org

Department of Pesticide Regulation

www.cdpr.ca.gov