



# Report on the 2016 4-H Camp Parent Survey Sonoma, Marin, and Napa Counties

Report compiled by Steven Worker, 4-H Youth Development Advisor

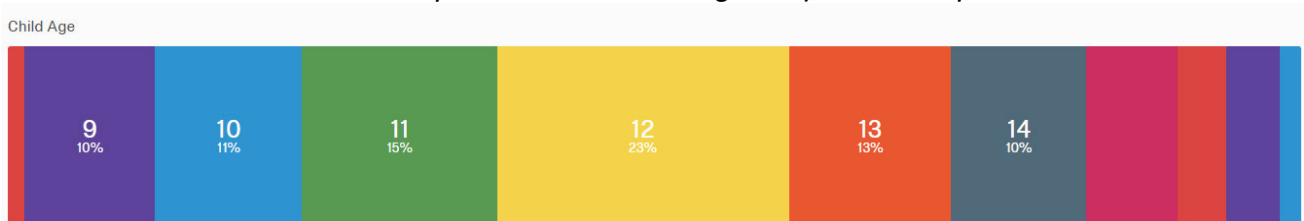
Marin, Sonoma, and Napa counties offer 4-H summer camp experiences at the Camp Las Posadas facility every summer. Teen staff and adult chaperones support, mentor, and teach children during a week of camp. In 2016, a survey for parents of campers was administered to help assess parental satisfaction with 4-H summer camp. The survey was administered online after the respective week of camp. The purpose of the survey was to solicit parent feedback on their child’s experiences and establish a baseline for future surveys.

## Summary

- **Response Rate:** Overall, 250 surveys were returned for a 49.5% average response rate.
- **Trends: Very positive response overall.**
  - Over 90% of parents reported their child was “extremely satisfied” at 4-H camp.
  - Over 90% of parents responded that their child is “extremely likely” to want to attend 4-H camp again next year.
  - Over 90% of parents are “extremely likely” to recommend 4-H camp to other parents.
  - The three primary benefits parents believed 4-H camp provided their child was unplugging from technology, becoming more confident, and becoming more connected to peers and adults.
  - The majority of parents responded that communication about and for camp were adequate, registration process was easy, and check-in/out procedures were easy.

	Napa Week 1	Sonoma Week 1	Sonoma Week 2	Marin	Napa Week 2	Camp not selected
Surveys Sent	83	125	117	91	89	
Responses	45	53	45	52	45	10
Response Rate	54%	42%	38%	57%	51%	

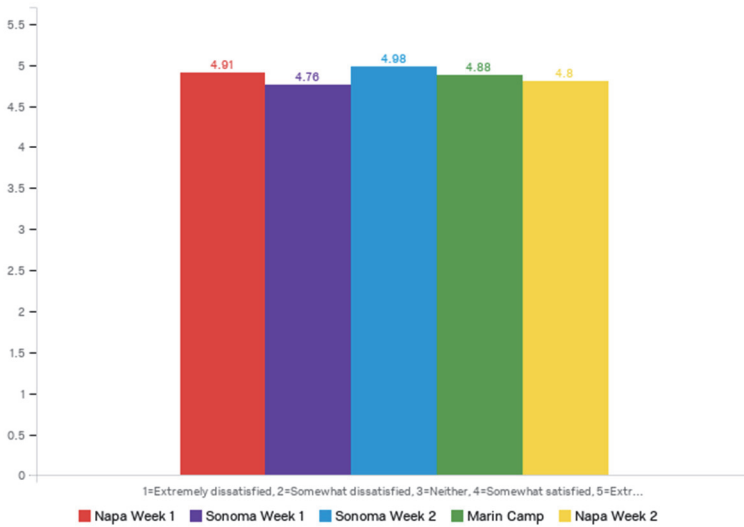
Parents provided their child’s age and years at camp



# Satisfaction

Note: None of the averages between camps were statistically significant, meaning they were about even.

Average: How satisfied was your child with 4-H camp?

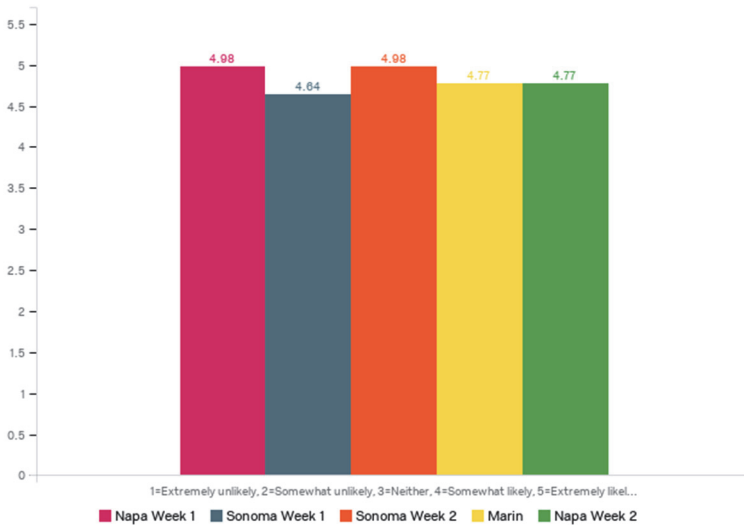


## Overall:

- 211 Extremely Satisfied
- 17 Somewhat Satisfied
- 2 Neither
- 0 Somewhat Dissatisfied
- 3 Extremely Dissatisfied\*

\* Note: The 3 extremely dissatisfied also responded with 'extremely unlikely' on the next two questions. From reading their open-ended responses, it appears that at least 2 of them may have responded incorrectly to the response options and meant to rank "Extremely Satisfied."

Average: How likely is your child to want to attend 4-H camp again next year?

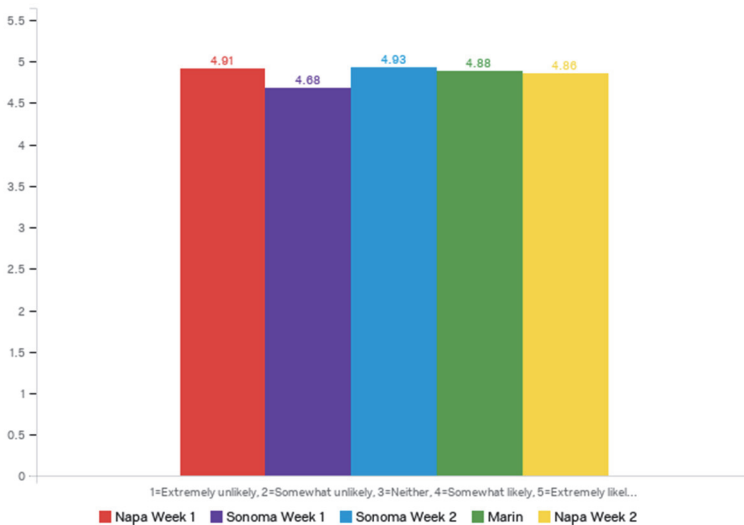


## Overall:

- 212 Extremely likely
- 13 Somewhat likely
- 3 Neither
- 1 Somewhat likely
- 5 Extremely Unlikely\*^

^ Note: 2 of those who responded as extremely unlikely were aging-out and not able to return next year.

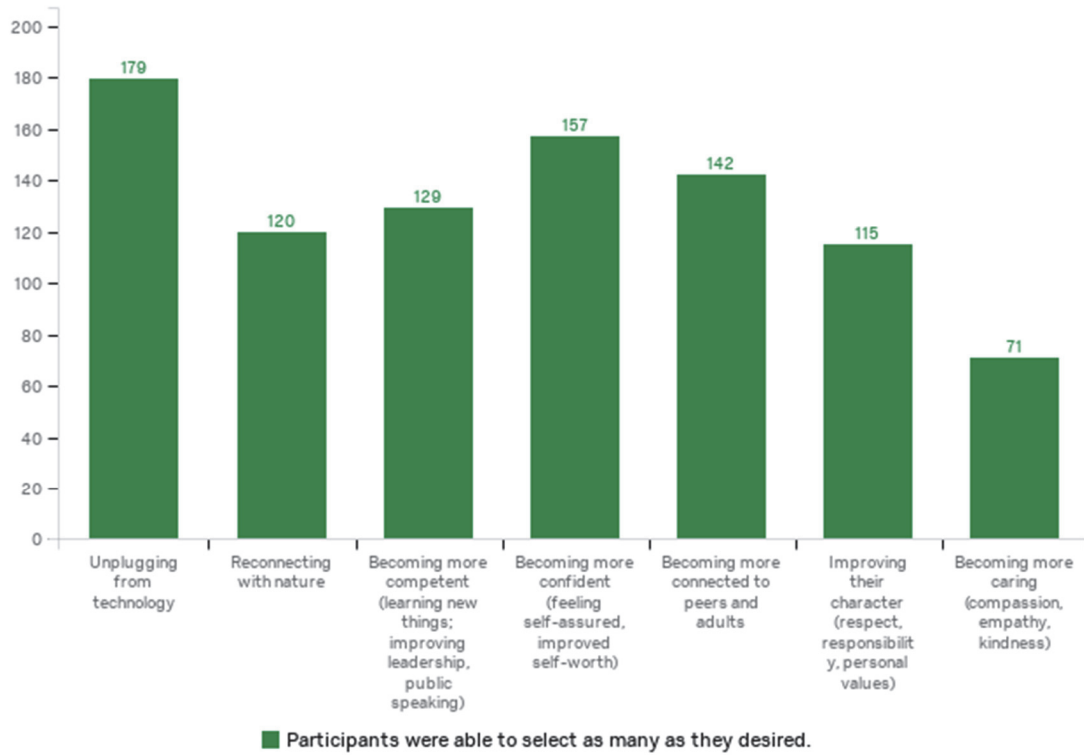
Average: How likely are you to recommend 4-H camp to other parents?



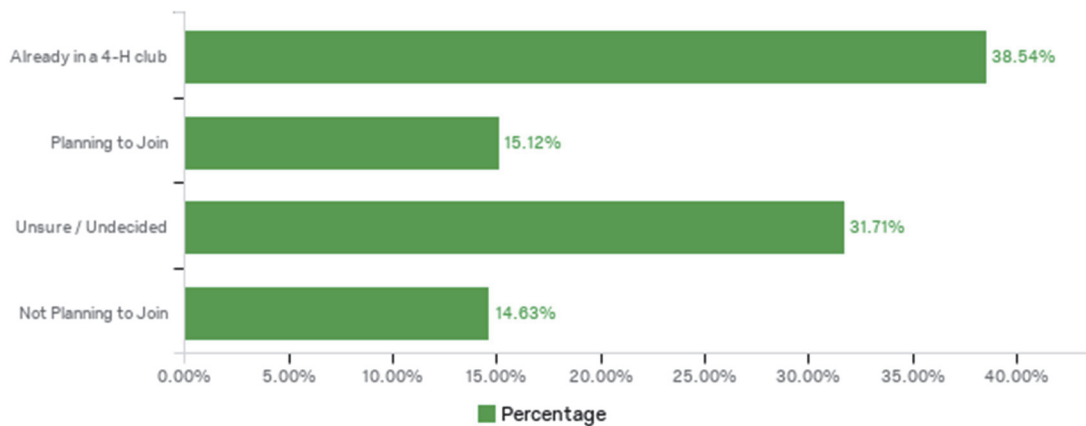
## Overall:

- 212 Extremely Likely
- 16 Somewhat Likely
- 2 Neither
- 1 Somewhat Unlikely
- 3 Extremely Unlikely\*

ALL COUNTIES: What were the main benefits 4-H camp provided your child?

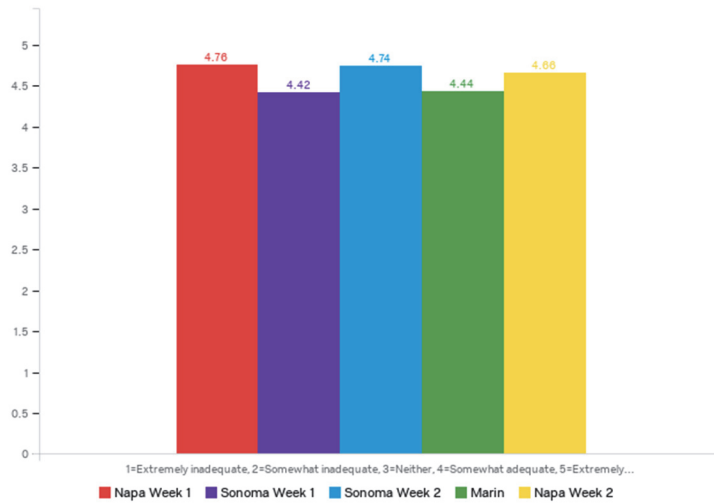


If your child was not in a 4-H Club prior to camp, how likely is your child to join a 4-H Club now?



# Logistics

Average: How was the quality of communication regarding 4-H camp (before, during, and after)?

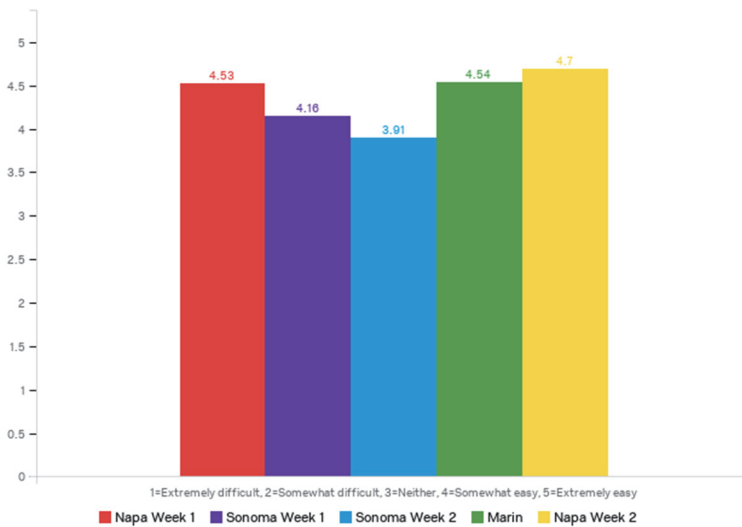


**Overall:**

- 157 Extremely adequate
- 67 Somewhat adequate
- 4 Neither
- 4 Somewhat inadequate
- 2 Extremely inadequate

Note: None of the averages between camps were statistically significant, meaning they were about even.

Average: How was your experience with the 4-H camp registration process?



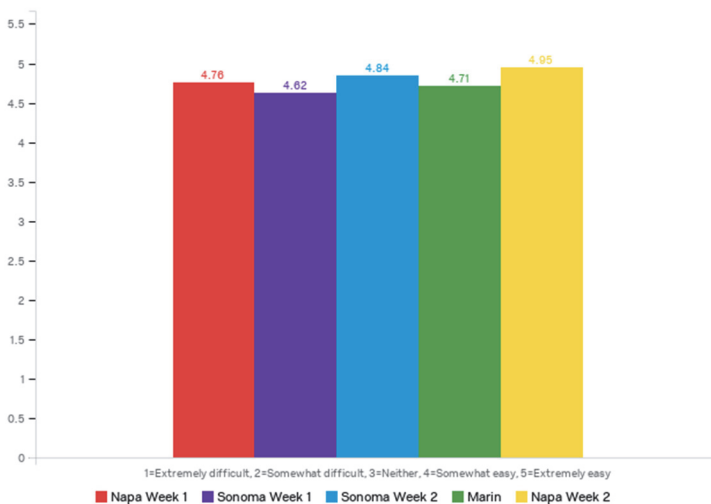
**Overall:**

- 138 Extremely easy
- 67 Somewhat easy
- 9 Neither
- 17 Somewhat difficult
- 3 Extremely difficult

Statistically significant difference between the means of Sonoma Week 1 to Napa Week 2; and Sonoma Week 2 to both Napa weeks and Marin. No difference between Napa weeks and Marin or between both Sonoma weeks.

Comments from parents of campers age 9, first year:  
 - The registration process is really confusing, if that could be simplified that would be great.  
 - Make registration easy. Publish the camp website (I didn't even know there was one until someone with experience gave it to me).

Average: How was your experience with the 4-H camp check-in and check-out procedure?



**Overall:**

- 195 Extremely easy
- 27 Somewhat easy
- 8 Neither
- 4 Somewhat difficult
- 0 Extremely difficult

Note: None of the averages between camps were statistically significant, meaning they were about even.