

COUNTY OF TEHAMA

Department of Agriculture / Weights and Measures

1760 WALNUT STREET • RED BLUFF, CALIFORNIA 96080

MARK D. BLACK
AGRICULTURAL COMMISSIONER/SEALER
DIVISION OF ANIMAL REGULATION

(530) 527-4504

To: A.G. Kawamura, Secretary and The Honorable Board of Supervisors
California Department of Tehama County
Food and Agriculture

I am pleased to submit the 2003 Agricultural Crop Report. As required by Section 2279 of the California Food and Agricultural Code, this annual report provides a statistical description of Tehama County agricultural production. All figures in this report represent gross returns only, **and do not reflect net income to producers.**

The total gross value of Tehama County agricultural production in 2003 was \$125,138,700, a decrease of less than 1% from 2002 values.

Orchard crops total value decreased 4.6% in 2003 to \$68,112,790. The County's almond crop saw the largest increase in 2003 with the value rising 72% to \$16,280,320. Walnut values increased slightly up 1% from 2002. Prune values decreased 41% in 2003 due in part to the volunteer tree removal program. Olive values also saw a drop in total value decreasing 37% from 2002 values.

Field crop production saw a slight decrease for the second consecutive year in 2003, dropping to \$5,970,320. Livestock and livestock products both had small increases over 2002 values with a combined increase of \$1,958,720.

My sincere thanks goes out to the growers, processors, government agencies and others who provided information used in compiling this report; their cooperation is invaluable. I extend my appreciation to the entire Agricultural Department Staff, as this publication would not be possible without their combined efforts. I would also like to thank Brian Dagen, Agriculture Biologist, for his work in developing this report. Special recognition goes to Agricultural Commissioner Mark Black, a county employee for nearly 30 years, who retired recently.

Respectfully Submitted,

Rick J. Gurrola
Agricultural Commissioner

**TEHAMA COUNTY DEPARTMENT OF AGRICULTURE
2003 ANNUAL CROP REPORT**

TEHAMA COUNTY BOARD OF SUPERVISORS

**ROSS TURNER, CHAIRMAN
DISTRICT 4**

**BARBARA McIVER, DISTRICT 1 GEORGE RUSSELL, DISTRICT 2
CHARLES WILLARD, DISTRICT 3 BILL BORROR, DISTRICT 5
CHIEF ADMINISTRATOR to the BOARD, RICHARD ROBINSON**

AGRICULTURE DEPARTMENT

Mark D. Black	Agricultural Commissioner and Sealer of Weights and Measures
Janet Miller	Office Manager
Douglas W. Compton	Assistant Agricultural Commissioner/Sealer
Rick Gurrola	Deputy Agricultural Commissioner/Sealer
David Stoffel	Agric. Biologist/Weights & Measures Spec.
Britt Schumacher	Agric. Biologist/Weights & Measures Spec.
Barbara Paz	Agric. Biologist/Weights & Measures Spec.
Brian Dagen	Agric. Biologist/Weights & Measures Spec.
Doni Rulofson	Agric. Biologist/Weights & Measures Spec.
Juan Rodriguez	Pest Control Worker
David Eder	Pest Control Worker

FRUIT & NUT CROPS

	<u>Year</u>	<u>Bearing Acreage</u>	<u>Production Per Acre (tons)</u>	<u>Total Tons</u>	<u>Per Ton(\$)</u>	<u>Total Value(\$)</u>
Almonds, meats	2003	7,268	.80	5,814	2,800	16,280,320
	2002	7,205	.65	4,683	2,020	9,459,660
Olives	2003	5,560	3.0	16,680	420	7,005,600
	2002	5,551	3.3	18,318	608	11,137,530
Prunes	2003	8,848	2.12	18,758	700	13,130,430
	2002	10,100	2.88	29,088	766	22,281,410
Walnuts, english	2003	14,057	1.81	25,443	1,100	27,987,490
	2002	13,413	1.80	24,143	1,040	25,108,720
Miscellaneous	2003	Includes: pistachios, bl. walnuts, grapes, cherries,				3,708,950
	2002	apples, pecans, citrus, figs, almond hulls, apricots, kiwi, peaches, walnut shells, nectarines, etc.				<u>3,389,750</u>

*totals may not add due to rounding

	2003	68,112,790
Totals	2002	71,377,070

NURSERY PRODUCTS

	<u>Year</u>	<u>Total Value(\$)</u>
Nursery (Includes: Orchard Trees, Christmas Trees, Strawberry Plants and Bedding Plants)	2003	1,600,000
	2002	2,102,000

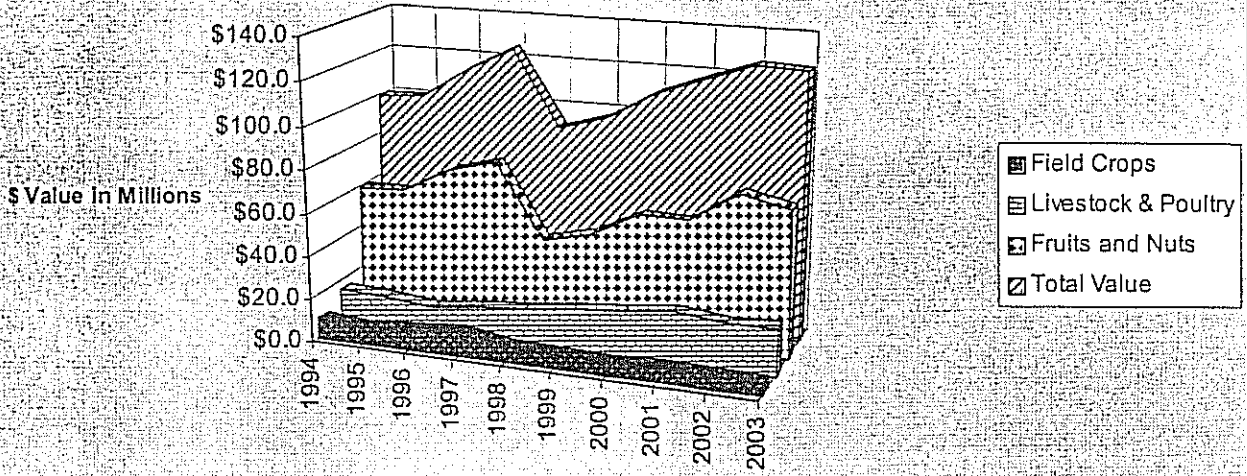
VEGETABLE CROPS

	<u>Year</u>	<u>Acreage</u>	<u>Total Value(\$)</u>
Misc. Truck	2003	50	160,000
	2002	52	160,000

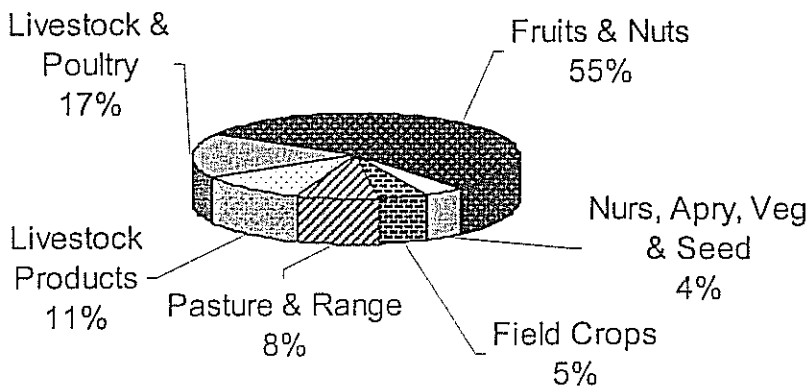
TIMBER

<u>Year</u>	<u>Harvested Board Feet</u>	<u>Total Value(\$)</u>
2003	74,207,000	17,137,043
2002	65,220,000	17,335,560

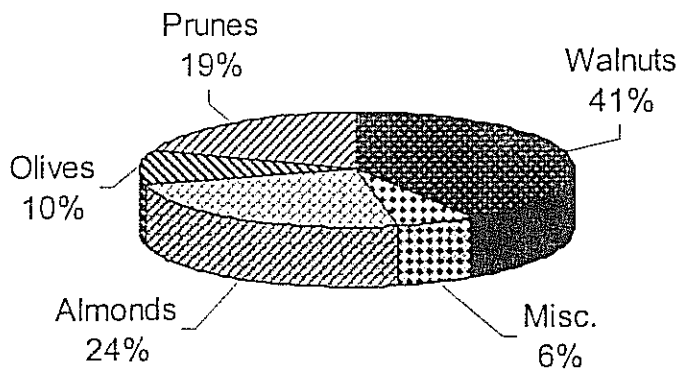
Tehama County Agricultural Values



Shares Of Agricultural Values For 2003



Fruit & Nut Values - % of total production



LIVESTOCK & POULTRY

	Year	No. of Sold Head	Total Liveweight	Unit	Per Unit(\$)	Total Value(\$)
Feeders, Steers, Heifers	2003	14,000	91,000	cwt.	87.00	7,917,000
	2002	15,000	97,500	cwt.	76.00	7,410,000
Calves	2003	7,000	31,500	cwt.	96.00	3,024,000
	2002	7,500	33,750	cwt.	80.00	2,700,000
Bulls	2003	233	3,495	cwt.	47.00	164,265
	2002	250	3,750	cwt.	47.00	176,250
Cows	2003	4,200	42,000	cwt.	42.00	1,764,000
	2002	4,500	45,000	cwt.	34.50	1,552,500
Import & Feed Lot Cattle	2003	25,000	45,000	cwt.	80.00	3,600,000
	2002	25,000	45,000	cwt.	70.00	3,150,000
Dairy Cattle	2003	2,100		head	1,300.00	2,730,000
	2002	2,000		head	1,500.00	3,000,000
Sheep & Lambs	2003	5,800	5,800	cwt.	60.00	348,000
	2002	6,000	6,000	cwt.	57.00	342,000
Hogs & Pigs	2003	1,000	1,750	cwt.	35.00	61,250
	2002	1,000	1,750	cwt.	35.00	61,250
Fish: sturgeon trout, catfish, fish, etc.	2003					2,000,000
	2002					2,908,000
Misc. Livestock: Poultry, emu, ostrich, etc.	2003					200,000
	2002					200,000
Totals						
						2003
						21,808,520
						2002
						21,500,000

*Totals may not add due to rounding

LIVESTOCK & POULTRY PRODUCTS

	<u>Year</u>	<u>Production</u>	<u>Unit</u>	<u>Per Unit(\$)</u>	<u>Total Value (\$)</u>	
Milk, Market	2003	1,031,518	cwt.	12.07	12,450,000	
	2002	980,009	cwt.	11.40	11,172,100	
Milk, Mfg.	2003	111,346	cwt	11.82	1,316,000	
	2002	82,383	cwt.	11.54	950,700	
Wool	2003	35,000	lbs.	.70	24,500	
	2002	35,000	lbs.	.50	17,500	
Misc. (inc. poultry prod.)	2003				7,000	
	2002				7,000	
				Totals	2003	13,797,500
					2002	12,147,300

PASTURE & RANGE

	<u>Year</u>	<u>Harvested Acreage</u>	<u>Value Per Acre</u>	<u>Total Value (\$)</u>		
Irrigated	2003	22,000	125.00	2,750,000		
	2002	22,000	125.00	2,750,000		
Range	2003	930,000	8.00	7,440,000		
	2002	930,000	7.00	6,510,000		
Stubble	2003	5,000	7.00	35,000		
	2002	5,000	7.00	35,000		
				Totals	2003	10,225,000
					2002	9,295,000

APIARY PRODUCTS

	<u>Year</u>	<u>Production</u>	<u>Per Colony</u>	<u>Total Value(\$)</u>		
Pollination	2003	14,536	50.00	726,800		
	2002	14,410	47.50	684,475		
Apiary products (honey, queen, & pkg. bees)	2003			2,195,000		
	2002			2,325,150		
				Totals	2003	2,921,800
					2002	3,009,630

FIELD CROPS

	Year	Harv. Acreage	Production Per Acre(tons)	Total Tons	Per Ton(\$)	Total Value(\$)
Wheat	2003	2,500	2.00	5,000	85.00	425,000
	2002	2,000	2.00	4,000	85.00	340,000
Corn	2003	1,400	5.00	7,000	90.00	630,000
	2002	1,500	5.50	8,250	82.00	676,500
Safflower	2003	180	1.2	216	270.00	58,320
	2002	150	1.0	150	240.00	36,000
Beans,Dry	2003	800	1.00	800	610.00	488,000
	2002	800	.89	712	625.00	445,000
Hay,Alfalfa	2003	4,000	5.50	22,000	95.00	2,090,000
	2002	4,000	5.77	23,080	94.00	2,169,520
Hay,Grain	2003	4,000	2.30	9,200	80.00	736,000
	2002	4,000	2.25	9,000	81.00	729,000
Hay,Other	2003	1,000	2.20	2,200	65.00	143,000
	2002	1,000	2.15	2,150	65.00	139,750
Silage	2003	1,000	30.00	30,000	22.00	660,000
	2002	1,000	32.00	32,000	24.00	768,000
Rice	2003	600	3.00	1,800	300.00	540,000
	2002	900	1.90	1,710	400.00	684,000
Miscellaneous	2003	2,000				200,000
	2002	2,000				200,000
Totals	2003					5,970,320
	2002					<u>6,187,770</u>

SEED CROPS

	Year	Harvested Acreage	Production Per acre (lbs)	Total lbs.	Per lb.(\$)	Total Value(\$)
Beans	2003	166	2,847	472,620	.35	165,410
	2002	368	2,200	809,600	.35	283,360
Misc.	2003	289				377,360
	2002	386				<u>310,000</u>
				Totals	2003	542,770
					2002	593,360

Annual Sustainable Agricultural Report

In accordance with Section 2272 of the California Food and Agriculture Code, this Crop Report includes a brief account of those efforts which are being made to exclude or eradicate exotic pests and to best manage those which already exist, in a manner most conducive to the protection of our environment.

Four "A" rated noxious weeds of limited distribution at seven sites were under eradication by both chemical and mechanical means. Several "B" and "C" rated weeds are under eradication or control throughout the County.

During 2003, 97 High Risk shipments were inspected for compliance with quarantine requirements; three of these shipments were rejected. 801 various shipments were certified for export to countries world wide.

Yellow Starthistle continues to be one of the most invasive and noxious weeds in Tehama County. Four Biocontrol insects have been released in recent years. *Eustenopus villosus* (hairy weevil), *Bangasternus orientalis* (seedhead weevil), and *Urophora sirunaseva* (gall fly) are now generally established. *Larinus curtis* (flower weevil) populations are limited.

Pest detection trapping for Medfly, Oriental Fruit Fly, Melon Fly, Japanese Beetle, and Gypsy Moth consisted of 354 traps being deployed which resulted in no finds. 287 Glassy Winged Sharpshooter (GWSS) traps were placed, 178 nursery shipment inspections were conducted, as well as county wide surveying which resulted in no form of GWSS being detected.

There were seventeen registered organic growers in Tehama County in 2003, consisting of both local Farmer's Market producers and large scale orchard and field crop growers.

COMPARISON SUMMARY

	1999	2000	2001	2002	2003
Fruit & Nut Crops	\$47,655,250	\$58,914,500	\$58,525,470	\$71,377,000	\$68,112,790
Livestock & Poultry	\$19,195,500	\$21,170,250	\$24,205,560	\$21,500,000	\$21,808,520
Field Crops	\$ 6,356,750	\$ 5,867,250	\$ 6,813,050	\$ 6,187,770	\$ 5,970,320
Pasture & Range	\$ 9,020,000	\$ 9,020,000	\$ 8,965,000	\$ 9,295,000	\$10,225,000
Livestock & Poultry Products	\$11,491,000	\$12,079,500	\$15,475,120	\$12,147,300	\$13,797,500
Seed Crops	\$ 774,250	\$ 730,000	\$ 640,630	\$ 593,360	\$ 542,770
Nursery Crops	\$ 1,367,000	\$ 1,308,500	\$ 1,991,000	\$ 2,102,000	\$ 1,600,000
Apiary Products	\$ 941,500	\$ 1,453,000	\$ 1,173,000	\$ 3,009,630	\$ 2,921,800
Vegetable Crops	\$ 156,000	\$ 160,250	\$ 162,240	\$ 160,000	\$ 160,000
Totals	<u>\$ 96,957,250</u>	<u>\$110,703,250</u>	<u>\$117,951,070</u>	<u>\$126,372,130</u>	<u>\$125,138,700</u>