

2006

TEHAMA COUNTY

CROP REPORT



1856—2006

COUNTY OF TEHAMA

Department of Agriculture/Weights and Measures

1760 Walnut Street · P.O. Box 38 · Red Bluff, California 96080

Rick J. Gurrola

Agricultural Commissioner/Sealer

E-mail: rgurrola@tehamaag.net

Phone:(530) 527-4504

Douglas W. Compton

Asst. Agricultural Commissioner/Sealer

E-mail: dcompton@tehamaag.net

Fax: (530) 529-1049

To: A.G. Kawamura
California Department of
Food and Agriculture

and

The Honorable Board of Supervisors
Tehama County

I am pleased to submit the 2006 Agricultural Crop Report. As required by Section 2279 of the California Food and Agricultural Code, this annual report provides a statistical description of Tehama County's agricultural production. All figures in the report represent gross returns only and do not reflect net income of producers.

The total gross value of Tehama County agricultural production in 2006 was \$161,922,100; a 6.1% decrease from 2005 record values. The decline is attributed to lower yields for several commodities. Orchard crops contributed significantly to the reduction, as almond production and values declined slightly, while olive production was down 82.8% due to freezing temperatures. Prune production helped to offset overall decrease by posting a 60% production increase. Walnuts continue to maintain their lead as the highest value crop with the total value at \$38,433,800. Field crop values have dropped by 14.8%, which was caused by overall lower yields. Livestock values remain relatively unchanged from 2005, while livestock products declined by 24.9%. The reduction is attributed to decreased production and value of milk.

My sincere thanks goes out to the growers, processors, government agencies and others that provided information used in compiling this report; their cooperation is invaluable. Special recognition for the production of this report goes to Doug Compton, Marcie Skelton, and all staff who assisted in compiling this report, as this publication would not be possible without their combined efforts. Lastly, I want to give Office Manager Jan Miller a fond farewell, who will be retiring this year after 19 plus years of service with the Department of Agriculture. Thank you for all of your hard work, dedication, and most importantly for always keeping us laughing. You will be missed around here.

Respectfully,

Rick J. Gurrola
Agricultural Commissioner

Tehama County Department of Agriculture 2006 Crop Report

Tehama County Board of Supervisors

Gregg Avilla	Supervisor - District 1, Chairperson
George Russell	Supervisor - District 2
Charles Willard	Supervisor - District 3
Bob Williams	Supervisor - District 4
Ron Warner	Supervisor - District 5


Agriculture Department

Rick J. Gurrola	Agricultural Commissioner & Sealer of Weights and Measures
Janet Miller	Office Manager
Douglas Compton	Assistant Agricultural Commissioner/Sealer
Doni Rulofson	Deputy Agricultural Commissioner/Sealer
David Stoffel	Agriculture Biologist/Weights & Measures Specialist
Ryan Jennings	Agriculture Biologist/Weights & Measures Specialist
Marcie Skelton	Agriculture Biologist/Weights & Measures Specialist
Mike Bowles	Agriculture Biologist/Weights & Measures Specialist
Loren Gehrung	Agriculture Biologist/Weights & Measures Specialist
Juan Rodriguez	Pest Control Worker
David Eder	Pest Control Worker

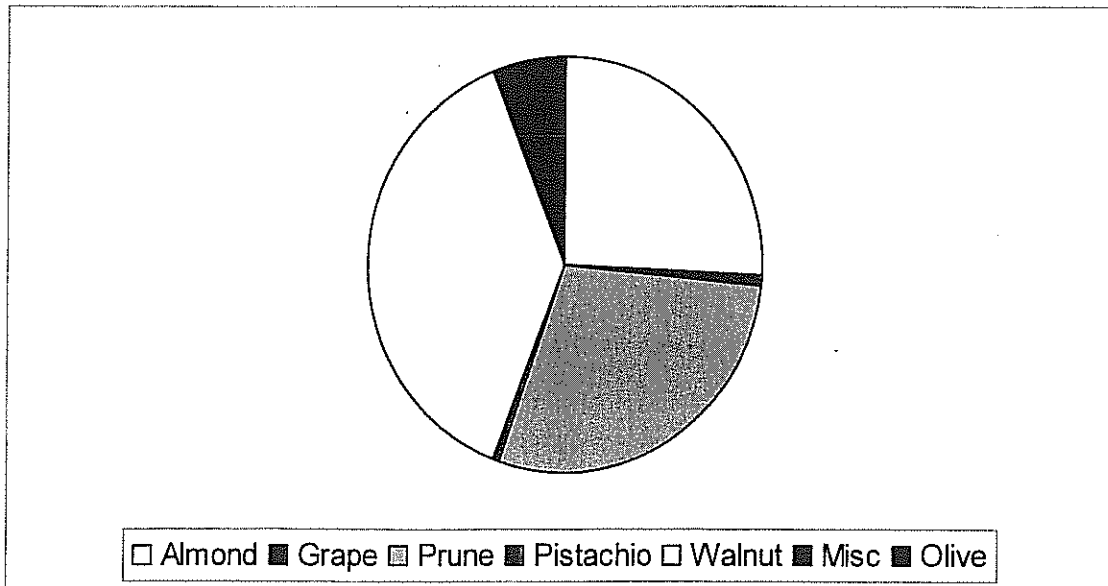
Fruit & Nut Crops

	Year	Bearing Acreage	Production/Acre (tons)	Total Tons	Value/Ton	Total Value
Almond (meats)	2006	7,800	.74	5,772	\$4,488	\$25,904,700
	2005	7,426	.80	5,940	\$5,650	\$33,561,000
Olives	2006	5,500	.5	2,750	\$800	\$2,200,000
	2005	5,616	4.0	22,464	\$570	\$12,804,500
Prunes	2006	8,645	2.4	20,748	\$1,380	\$28,632,200
	2005	8,327	1.5	12,490	\$1,350	\$16,861,500
Walnuts	2006	15,624	1.7	26,561	\$1,447	\$38,433,800
	2005	15,587	1.75	27,277	\$1,411	\$38,487,800
Grapes	2006	206	5.36	1,104	\$844	\$931,800
	2005	203	7.7	1,563	\$952	\$1,488,000
Pistachio	2006	136	6	818	\$4,300	\$507,400
	2005	131	96	1,258	\$3,293	\$3,161,100
Misc.*	2006					\$3,798,700
	2005					\$3,227,900
					Total	2006 \$100,408,600
						2005 \$106,746,800

*Includes: black walnuts, pecans, citrus, figs, almond hulls, cherries, kiwi, apricots, apples, peaches, & walnut shells.



Fruit & Nut Crop Value



Nursery Products

Year		Total Value
Nursery*	2006	\$2,263,600
	2005	\$1,787,000

*Includes Orchard trees, Christmas Trees, Raspberry, Strawberry, & Bedding Plants



Livestock & Poultry

	Year	No. of Head Sold	Total Live-weight	Unit (hundred weight)	Value/Unit	Total Value
Calves	2006	5,100	27,999	cwt.	\$110	\$3,079,900
	2005	5,265	29,800	cwt.	\$101	\$3,009,800
Feeders	2006	11,900	83,300	cwt.	\$104	\$8,663,200
	2005	12,285	85,995	cwt.	\$99	\$8,513,500
Feedlot	2006	20,324	40,648	cwt.	\$95	\$3,861,600
	2005	21,950	43,900	cwt.	\$91	\$3,994,900
Cows & Bulls <small>(comb. for 1st time in 2006)</small>	2006	3600	46,956	cwt.	\$67	\$3,146,100
	2005	3849	50,160	cwt.	\$65	\$3,111,500
Dairy Cattle	2006	1410				\$2,298,300
	2005	1,650				\$2,937,000
Sheep & Lambs	2006	4,200	4,200	cwt.	\$87	\$365,400
	2005	5,000	5,000	cwt.	\$93	\$465,000
Hogs & Pigs	2006	900	1,575	cwt.	\$47	\$74,000
	2005	900	1,575	cwt.	\$51	\$80,300
Misc. Livestock*	2006					\$3,642,500
	2005					\$3,348,700

*Misc. Livestock includes: aquaculture, meat & dairy goats, & various poultry & fowl
2006 increase due to inclusion of aquaculture into misc. category.

Total	2006	\$25,131,000
	2005	\$25,460,700

Vegetable Crops


	Year	Acres	Total Value
Misc.	2006	50	\$170,000
Vegetables*	2005	50	\$170,000



* Includes farmer's market & road side stands

Timber Products

	Year	Harvested Board Feet	Total Value
	2006	51,179,000	\$14,847,860
	2005	65,095,000	\$18,071,990



Livestock & Poultry Products

	Year	Total Production	Value/ Unit	Unit	Total Value
Milk (Market)	2006	497,750	cwt.	\$11.73	\$5,838,600
	2005	560,991	cwt.	\$14.20	\$7,966,000
Milk (Mfg.)	2006	532,771	cwt.	\$12.53	\$6,675,600
	2005	589,809	cwt.	\$14.78	\$8,717,400
Animal Fiber*	2006 (wool & fiber)				\$30,000
	2005 (wool)				\$16,000
Misc.**	2006				\$10,000
	2005				\$7,000

* Wool & Fiber (Alpaca, etc.)

**Includes poultry & other dairy products

Total	2006	\$12,554,200
	2005	\$16,706,400



Pasture & Range

	Year	Harvested Acres	Value/Acre	Total Value
Irrigated	2006	22,000	\$127	\$2,794,000
	2005	22,000	\$127	\$2,794,000
Range	2006	930,000	\$9	\$8,370,000
	2005	930,000	\$9	\$8,370,000
Stubble	2006	3,000	\$7	\$21,000
	2005	5,000	\$7	\$35,000
		Total	2006	\$11,185,000
			2005	\$11,199,000

Apiary Products

	Year	Production (colonies)	Value/Colony	Total Value
Pollination	2006	15,600	\$145	\$2,262,000
	2005	14,852	\$85	\$1,262,400
Apiary Products*	2006			\$1,573,300
	2005			\$1,745,000
		Total	2006	\$3,835,300
			2005	\$3,007,400


*Includes Honey, Queens, & Package Bees



Seed Crops

	Year	Harvested Acreage	Total Value
Misc.*	2006	369	\$605,800
	2005	514	\$620,000

* Includes sunflowers, beans, melons, squash, watermelons, pumpkins, & cucumbers



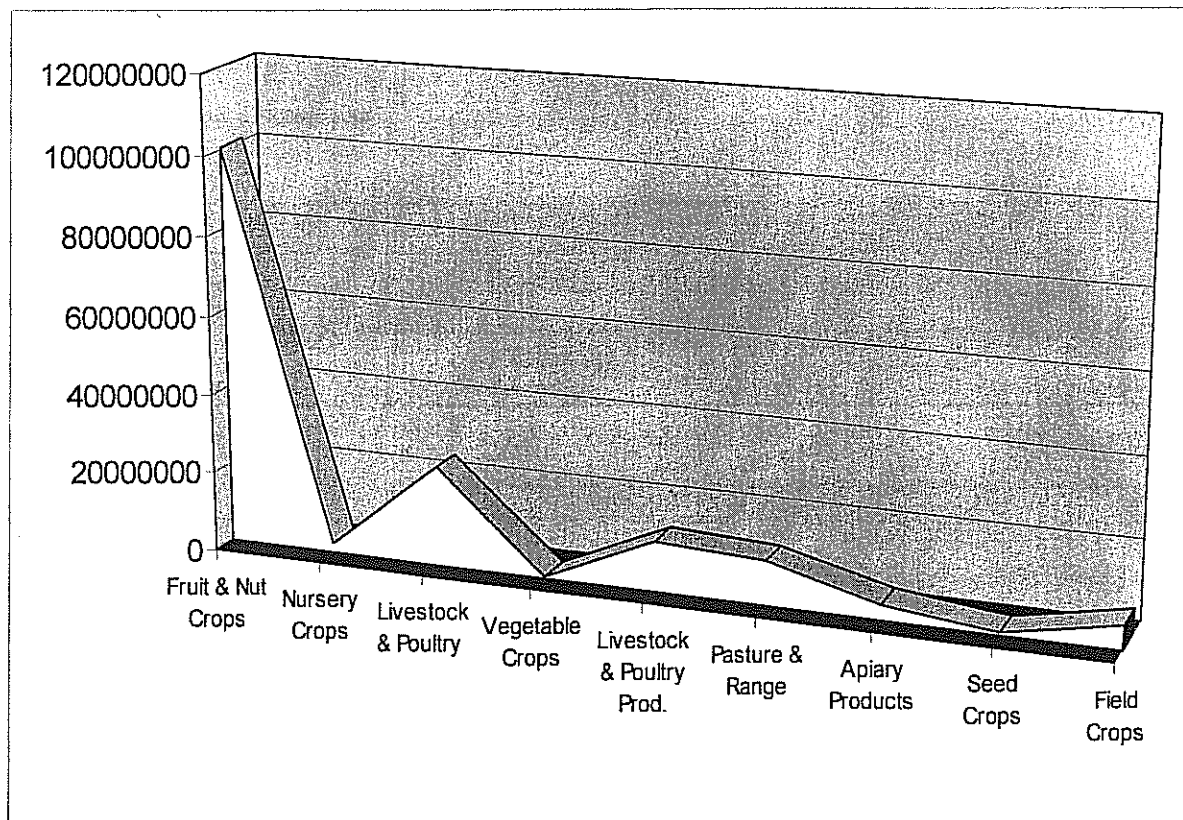
Field Crops

	Year	Harvested Acreage	Production/ Acre (tons)	Total Tons	Value/ Ton	Total Value
Wheat	2006	1,659	1.7	2,820	\$117	\$329,900
	2005	1,751	2	3,502	\$103	\$360,700
Corn	2006	1,250	4.8	6,000	\$112	\$672,000
	2005	1,728	5	8,640	\$97	\$838,000
Alfalfa, hay	2006	3,765	5.3	19,955	\$118	\$2,354,700
	2005	3,639	6.1	22,198	\$109	\$2,419,600
Grain, hay (Oats)	2006	4,516	2.1	9,484	\$82	\$777,700
	2005	4,869	2.3	11,199	\$79	\$884,700
Hay, other	2006	2,000	2.2	4,400	\$70	\$308,000
	2005	1,530	2.4	3,672	\$66	\$242,400
Silage, corn	2006	600	24	14,400	\$23	\$331,200
	2005	700	31	21,700	\$29	\$629,300
Misc.	2006					\$995,100
	2005					\$738,900
Total					2006	\$5,768,600
					2005	\$6,768,800

Comparison Summary

	2002	2003	2004	2005	2006
Fruit & Nut Crops	\$71,377,000	\$68,112,790	\$76,243,200	\$106,746,800	\$100,408,600
Nursery Crops	\$2,102,000	\$1,600,000	\$1,413,500	\$1,787,000	\$2,263,600
Livestock & Poultry	\$21,500,000	\$21,808,520	\$25,815,200	\$25,460,700	\$25,131,000
Vegetable Crops	\$ 160,000	\$160,000	\$170,000	\$170,000	\$170,000
Livestock & Poultry Prod.	\$12,147,300	\$13,797,500	\$14,384,400	\$16,706,400	\$12,554,200
Pasture & Range	\$9,295,000	\$10,225,000	\$11,199,000	\$11,199,000	\$11,185,000
Apiary Products	\$3,009,630	\$2,921,800	\$1,665,000	\$3,007,400	\$3,835,300
Seed Crops	\$593,360	\$542,770	\$546,900	\$620,000	\$605,800
Field Crops	\$6,187,770	\$5,970,320	\$6,921,200	\$6,768,800	\$5,768,600
Totals	<u>\$126,372,130</u>	<u>\$125,138,700</u>	<u>\$138,358,400</u>	<u>\$172,466,100</u>	<u>\$161,922,100</u>

2006 Totals



Annual Sustainable Agriculture Report

In accordance with Section 2272 of the California Food and Agriculture Code, this Crop Report includes a brief account of those efforts, which are being made to exclude or eradicate exotic pest; and to best manage those which already exist, in a manner most conducive to the protection of our environment. Three 'A' rated noxious weeds, of limited distribution were under eradication. The 'A' rated plants include Skeleton Weed, Dalmatian Toad-flax, and Spotted Knapweed. Tehama County continues to manage sites of 'B' and 'C' rated weeds in areas of limited distribution.

During 2006, 115 high-risk shipments were inspected for compliance with quarantine requirements, one of these shipments were rejected. One thousand thirty-nine various shipments were certified for export to 45 countries around the world.

Yellow Starthistle (YST) continues to be one of the most invasive and noxious weeds in Tehama County. Four bio-control insects have been released in recent years and are generally distributed. In 2006, the plant pathogen, *Puccinia jaceae* var. *solstitialis*, commonly known as Yellow Starthistle Rust, was again released. This bio-control agent is a fungus that attacks the green area of the plant. The spread and efficacy of the rust is being monitored.

Pest detection trapping for Medfly, Oriental Fruit Fly, Melon Fly, Japanese Beetle, and Gypsy Moth consisted of 352 traps being deployed, resulting in no finds. One hundred seventy-five, Glassy Winged Sharpshooter (GWSS) traps were placed in Tehama County, 300 nursery shipment were conducted as well as county wide surveying, resulting in no finds. The GWSS carries Pierce's Disease that is deadly to grape vines. The GWSS is known to feed on more than 100 plant species found in urban and rural landscapes and spreads other diseases such as leaf scorch to almonds and alfalfa dwarf in alfalfa. In addition, the GWSS can weaken plants making them susceptible to diseases not carried by the GWSS itself.

There were 22 registered organic growers in Tehama County in 2006, consisting of both local Farmer's Market producers and large-scale orchard and field crop growers.

A Glimpse into the Past 1956 to 2006

Commodity	1956 Totals (amount sold)	1956 Value	2006 Totals (amount sold)	2006 Value
Almonds	1,160 tons (1,611 ac)	\$1,010,500	4,488 tons (7,800ac)	\$25,904,700
Olives	10,470 tons (3,291 ac)	\$2,113,000	2,750 tons (5,500 ac)	\$2,200,000
Prunes	4,513 tons (1,919 ac)	\$1,069,500	23,341 tons (8,645 ac)	\$28,632,200
Walnuts	800 tons (1,753 ac)	\$384,000	25,560 tons (15,624 ac)	\$38,433,800
Grapes	147 tons (75 ac)	\$8,300	1104 tons	\$931,800
Corn	9,600 tons (3,200 ac)	\$864,000	6,000 tons (1,250 ac)	\$672,000
Pistachio	*		117 tons (196 ac)	\$507,400
Watermelon	1,700 tons (117 ac)	\$37,400	*	
Alfalfa	54,000 tons (9,000 ac)	\$1,242,000	19,954 tons (3,765 ac)	\$2,354,700
Peas (seed)	664,000 lbs (526 ac)	\$30,000	*	
Other Hay	13,400 tons (7,000 ac)	\$274,000	4,400 tons (2,000 ac)	\$308,000
Straw	1,200 tons	\$11,500	*	
Sugar Beets	11,016 tons (544 ac)	\$148,700	*	
Grains	19,733 tons (35,000 ac)	\$946,000	1232 tons (1630 ac)	\$174,862
Ladino Clover (seed)	481,000 lbs (2,135 ac)	\$228,500	*	
Sudan (seed)	556,000 lbs (500 ac)	\$34,500	*	
Nursery Stock		\$584,100		\$2,263,600
Honey	102 tons	\$25,500	120 tons	\$204,000
Bees Wax	3,900 lbs	\$2,260	*	\$613,200
Package Bees	17,500 pkgs.	\$71,000	14,000 pkgs	
Queen Bees	25,600 queens	\$23,000	47,500 queens	\$736,250
Dairy Cattle	7,200 head	\$259,000	1410 head	\$2,298,300
Beef Cattle	30,200 head	\$2,127,000	20,600 head	\$15,120,890
Dairy Products	1,821,000 lbs BF	\$1,723,000	1,030,521 lbs BF	\$12,514,200
Goats	*		2500 head	\$250,000
Sheep & Lambs	74,600 head	\$1,236,500	4,200 head	\$365,400
Hogs	23,900 head	\$345,000	900 head	\$74,000
Chicken Eggs	672,000 dozen	\$268,800	*	
Turkeys	76,100 birds	\$370,000	*	
Turkey Hatching Eggs	68,000 eggs	\$23,200	*	

* No corresponding values between 1956 and 2006.


Tehama County Exports to 45 Countries:

Almonds, Walnuts, Walnut Shells, Walnut Logs, Olives,
Strawberry Plants, Prunes, & Figs to the Below Countries.

Algeria
Australia
Canada
China
Dominican Republic
Estonia
Greece
India
Japan
Lebanon
Netherlands
Russia
Spain
Taiwan
United Kingdom

Argentina
Brazil
Canary Islands
Colombia
Ecuador
France
Guatemala
Israel
Jordan
Malaysia
Norway
Singapore
Sweden
Turkey
Venezuela

Armenia
Bulgaria
Chile
Cyprus
Egypt
Germany
Hong Kong
Italy
Korea
Mexico
Poland
South Africa
Switzerland
United Arab Emirates
Vietnam



19 Years of Excellence: Jan Miller

In the spring of 1988, Jan Miller was hired at the Tehama County Department of Agriculture. In Tehama County, the Community Center was in the planning stages and most homes were priced well under \$100,000. Nationally, Ronald Regan was President, and the first rate postage stamp increased in price to 25¢. All that has changed, but not much has changed at the Agriculture Department, Jan Miller has been a constant pillar of leadership, know-how, and guidance.

Over the years the Department has seen personnel changes, but with Jan's oversight, each transition has been seamless. Jan has been office manager through four Commissioners: Don Hill, Heidi Hill, Mark Black, and currently Rick Gurrola. She has not only single handedly managed the Agriculture Office she has done much of the office work for the Air Pollution Control District and for Animal Services. She has been the driving force that has unified and streamlined the efforts of all three sectors of the Department for nearly the past two decades.

Besides work, Jan has been extremely involved over the past 11 years with the Soroptimist International (SI) organization. She has held numerous officer positions and regularly attends SI events. Jan enjoys traveling with friends and is ready to shop at a moments notice! Furthermore, she always looks forward to visits with her family, especially her daughter, son-in-law, and her three grandsons. Jan and her husband love classic cars and spending weekends at their cabin in the mountains.

Retirement will not slow her down, it will just give her time to do all the things she has dreamed of doing. Jan and her husband have purchased a motor home and plan on hitting the road exploring. Jan's vitality and spunk will surely make the trips one of a kind!

All and all, Jan Miller has given Tehama County and its citizens an impressive display of dedication and excellence. Everyone would like to send their most sincere best wishes to a happy and long retirement. Thank you for everything you have done and for all the lives you have impacted. You will be genuinely missed.

Thank You