











Plant Highlights














“Suburban Farm”

<p>Buddleja davidii ‘Black Knight’, ‘Nanho Blue’ & ‘Pink Delight’</p>		<p>Butterfly Bush</p>
		<p>These upright, multi-stemmed, semi-evergreen shrubs are native to East Asia, and attract hummingbirds, butterflies and bees. ‘Black Knight’ grows up to 15’ tall x10’ wide; ‘Nanho Blue’ up to 6’x6’; ‘Pink Delight’ 7’x7’. Easy to grow in fertile, well-drained soil. They can be cut back heavily in late winter or early spring. New dwarf forms are available for smaller gardens. Full sun to part sun.</p>
<p>Calamagrostis x acutiflora ‘Karl Foerster’</p>		<p>Foerster’s Reed Grass</p>
		<p>This clumping ornamental grass grows to a 3’ tall and wide mound and is evergreen in mild climates. It produces 4’ spikes of airy green flowers in early spring, which gradually turn straw color. Cut back clumps low to the ground in late winter, before new growth begins. It performs best with moderate water. Good for borders. Will not become invasive because seeds are sterile. Part shade.</p>
<p>Calandrinia grandiflora</p>		<p>Rock Purslane</p>
		<p>This is an evergreen, succulent perennial from Chile that likes well drained, slightly acidic soil. Lovely purple/magenta flowers up to 2” across bloom Spring through Fall on plants that rise to 1’ tall and 2-3’ wide. Plant en masse in rock gardens for best look. Sun or shade.</p>
<p>Carex morrowii aurea-variegata</p>		<p>Variegated Japanese Sedge</p>
		<p>This evergreen, clumping, grass-like plant grows to 1’ tall by 1½’ wide, and has shiny, drooping medium green leaves edged in white. Good for edging borders or used individually among stones, or in low swales of meadows. Takes regular water. Full to part sun.</p>
<p>Ceanothus gloriosus var. exaltatus ‘Emily Brown’</p>		<p>California Wild Lilac cultivar</p>
		<p>An evergreen shrub that serves as a groundcover, this plant grows 2-3’ tall and spreads up to 10’ wide. Leaves are holly-like, having multiple points around the oval shaped leaves. Unlike the other C. gloriosus var exaltatus, this ‘Emily Brown’ version has light colored blue flowers, not dark. Sun to part shade.</p>



















Plant Highlights

“Suburban Farm”

<p>Coprosma repens ‘Pink Splendour’</p> 		<p>Mirror Bush</p> <p>This lively looking evergreen shrub hails from New Zealand. It grows up to 6-8’ tall by 6-8’ wide and has green leaves with a yellow margin that takes on a pink edging with maturity. It takes salt spray and coastal winds, so is a good candidate for seashore gardens. No significant bloom, but the foliage is the showstopper with this plant. Several cultivars with other leaf colors are available. Sun or shade.</p>
<p>Cotinus coggygria</p>  		<p>Smoke Tree</p> <p>This is a large deciduous shrub/small tree that can reach 15’ tall. Purple smoke bush is often used as a garden specimen due to the purple-pink plumes and the purple leaves on some cultivars. It prefers low water and excellent drainage. Full sun to part shade.</p>
<p>Festuca glauca ‘Elijah Blue’</p> 		<p>Elijah Blue Fescue</p> <p>This fast-growing, evergreen clumping grass that grows 8-12” tall and wide has showy flowers in late summer. Blue-gray foliage is striking and makes a good border plant. Among its attributes, it is fire-wise, deer tolerant, good for a green roof or rock garden, and is a good foil for bright colored plants. Sun to part shade.</p>
<p>Helictotrichon sempervirens</p> 		<p>Blue Oat Grass</p> <p>This clumping evergreen ornamental grass grows to 2-3’ tall and wide. It sends out 4’ tall stiff spikes of wispy straw-colored flower clusters in late spring. It prefers low to moderate water and good drainage. Full sun.</p>
<p>Lavandula x intermedia ‘Provence’</p> 		<p>Blue Lavander</p> <p>This evergreen shrub is a natural hybrid of L. angustifolia and L. latifolia. It hails from the Mediterranean and is in the Mint family. It is a small, upright lavender to 2’ tall and 2-3’ wide with gray foliage and lavender-blue flowers on 18” spikes that bloom from summer into fall. Good for potpourri. Reportedly the flowers are edible. It is a great blue lavender for the garden and for cutting sachets. Full sun.</p>
<p>Leonotus leonurus</p> 		<p>Lion’s Tail</p> <p>Brilliant orange flowers grace this South African evergreen shrub from Spring to Fall. It grows 4-8’ tall and wide and works well as a screening plant. Cut back after flowering. Good for use in flower arrangements (burn stem bottom). Attracts wildlife. Hardy to 20-25 degrees. Full sun.</p>

Plant Highlights









“Suburban Farm”

<p>Miscanthus sinensis ‘Morning Light’</p>		<p>Chinese Silver Grass</p>
	 	<p>'Morning Light' is a compact grower at 3-5' tall x 2-3' wide with fine textured appearance. Leaves are narrow and form is neat and arching. Blooms are reddish-bronze, appearing as late as October. Noticeable white-edged variegation. Full sun.</p>
<p>Miscanthus sinensis ‘Yaku Jima’</p>		<p>Yaku Jima Dwarf Maiden Grass</p>
	  	<p>'Yaku Jima' grows to 3' tall and wide with silvery, needle-like, grassy foliage and lovely pink feathery plumes that rise to 4' above this mounding herbaceous perennial in late Summer-Fall. Another distinctive feature: the clinging seed heads that linger on the plumes through late Winter. Plumes are attractive in flower arrangements. Clean up/cut back before new growth starts in Spring. Prefers rich soil, no standing water. Many landscape uses, including containers. Full sun to part shade.</p>
<p>Pennisetum setaceum var. ‘Rubrum’</p>		<p>Purple Fountain Grass</p>
	   	<p>This attractive, clumping perennial grass has reddish-brown leaves that reach 5' and rose-colored flower plumes which fade to beige. This grass seems to be completely evergreen (red) in frost free zones, but goes deciduous with frost. Water sparingly to control height. Looks best if it is cut back in late winter to expose new foliage. Drought and heat resistant. Unlike its invasive parent, this cultivar usually doesn't set seed. Full sun to part sun.</p>
<p>Phlomis fruticosa</p>		<p>Jerusalem Sage</p>
	  	<p>This mound-forming evergreen shrub from East Mediterranean grows to 4' tall and wide. Tall spikes carry 1" bright yellow flowers in ball-shaped whorls along upper half of stems in summer. Gray-green leaves are wrinkled, woolly beneath. Needs little water where summers are cool. Prefers good drainage. Resistant to Oak Root Fungus. Full to part sun.</p>



Plant Highlights

“Suburban Farm”

Phormium cookianum ‘Cream Delight’		Cream Delight New Zealand Flax
		<p>Phormium cookianum 'Cream Delight' (Variegated New Zealand Flax) is a cultivar that grows to 3' tall by 6' wide with bold 2 1/2" wide arching leaves with cream-yellow midstripe and green margins edged with red. Tolerates fairly dry conditions (coastal) but looks best with occasional to regular irrigation. It is a sport of Phormium cookianum 'Tricolor' which is considered to be a cultivar of Phormium cookianum ssp. hookeri. Full sun to shade.</p>
Prunus cerasifera ‘Krauter Vesuvius’		Purple Leaf Plum
		<p>This is the darkest foliage of any of the flowering plum. It can reach 18' tall by 12' wide, making it an appealing addition to a small garden. It is deciduous, produces little or no fruit, and requires medium water. Full sun.</p>
Rubus pentalobus ‘Emerald Carpet’		Creeping Bramble
		<p>This is a densely branching groundcover with semi-evergreen to evergreen, heart-shaped leaves that appear crinkled or puckered. In the summer the leaves are a shiny green and turn a burgundy color in the fall. It has 1/2" white flowers followed by tiny salmon-orange colored, edible fruit. It is not invasive, does not smother nearby shrubs or perennials and is easily controlled by mechanical edging. Great plant for hot, dry, erodible slopes or hillsides where moisture fluctuates from very wet to very dry, or can also be used as a lawn substitute. Plant in average soil with good drainage. Sun or light shade.</p>
Woodwardia fimbriata		Giant Chain Fern
		<p>This large, coarse, terrestrial fern is native to Mexico, North America and Canada and is often found growing in moist coastal canyons, reaching 7' in height. In a garden setting it grows to about 4-6' tall by 4' wide. Develops multiple clumps of leaves with age. Moist conditions are preferred—great for gardens with boggy spot, or near coast. Will take some sun—more near coast. If planted in a pot give well draining soil mix and constant moisture. Cold hardy. High resistance to deer. Shade to part shade.</p>

