
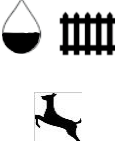















# Plant Highlights










## “Featuring The Oaks”

<p><b>Bambusa Multiplex</b> <b>‘Alphonse Karr’</b></p>		<p><b>Alphonse Karr Clumping Bamboo</b></p>
		<p>Grows to 10’ tall, featuring yellow canes with green stripes. Takes on burgundy tones in sun. Well behaved. Doesn’t “run.” Dense growth. <b>Full sun to part sun.</b></p>
<p><b>Camellia sasanqua</b> <b>‘White Doves’</b></p>		<p><b>White Doves Camellia</b></p>
		<p>Evergreen. Large white peony form blossoms. Very prolific bloomer. Spreading willowy growth. Can be espaliered. Tolerates sun with ample water. <b>Best out of strong sun.</b></p>
<p><b>Hydrangea quercifolia</b> <b>‘Snow Queen’</b></p>		<p><b>Snow Queen Oakleaf Hydrangea</b></p>
		<p>To 6’ tall by 8’ wide. Large leaves that resemble those of oak trees. Flowers in late spring and early summer. Large flower clusters turn pinkish purple as they age. <b>Full sun to part shade in hottest climates.</b></p>
<p><b>Iris Pacific Coast Hybrid</b> <b>‘Canyon Snow’</b></p>		<p><b>Pacific Coast Hybrid Iris</b></p>
		<p>Native iris need well-drained soil and moderate to scant water in summer. Blooms in spring for 3-4 weeks. Foliage is narrow and forms clumps like coarse grass. Some varieties go summer dormant. <b>Sun to light shade.</b></p>

 CA Native  
  Little to DT  
  Low to Moderate  
  Regular Water  
  Deer Tolerant  
  Habitat  
  Small Garden Friendly

# Plant Highlights

## “Featuring The Oaks”

<p><b>Lomandra ‘Breeze’</b></p>		<p><b>Dwarf Mat Rush</b></p>
	 	<p>Grows 24 to 40” tall and wide. Evergreen strappy leaves. Fragrant yellow flowers on spikes in summer. Low maintenance and low water when established. <b>Sun to moderate shade.</b></p>
<p><b>Lomandra ‘Nyalla’</b></p>		<p><b>Nyalla Mat Rush</b></p>
	 	<p>Larger (3’ to 4’) with stiffer and paler blue green leaves than Breeze. Yellow fragrant blossoms in spring and summer. Low water when established. Tolerates wind. <b>Sun to moderate shade.</b></p>
<p><b>Sesleria ‘Greenlee’</b></p>		<p><b>John Greenlee’s Moor Grass</b></p>
	 	<p>1’ tall by 1-2’ wide. Evergreen clumping blue-green grass. Tough, long lived, low maintenance. Can be used in mass plantings, as fillers among ornamentals or in meadow plantings. Rose-purple spikes in summer. <b>Full sun to part shade.</b></p>



CA Native

Little to DT

Low to Moderate

Regular Water

Deer Tolerant

Habitat

Small Garden Friendly