





































































EVERGREEN TREES





















Select plants suitable for USDA hardiness zone 9 or Sunset hardiness zones 8 or 9. Not all trees listed here belong to these zones.

NAME	SHAPE	SIZE	GROWTH RATE	LEAF LENGTH	WATER NEEDS	POTENTIAL PROBLEMS	COMMENTS
Acacia							
Bailey Acacia <i>Acacia baileyana</i>		20-30' H 20-40' W Patio	Moderate	½" leaflets		Allergenic pollen Messy fruit	Fragrant yellow flowers
Shoestring Acacia <i>Acacia stenophylla</i>		30' H 20' W	Fast	To 16"		Allergenic pollen	Creamy-white flower balls Frost sensitive
Arborvitae, American <i>Thuja occidentalis</i>		30-60' H 10-15' W	Moderate to fast	½ - ¾" needles			
Bottle Tree <i>Brachychiton populneus</i>		30-50' H 30' W	Moderate	2-3"		Fruit litter Frost tender Brittle wood	Interesting seed pods prized by flower arrangers
Camphor <i>Cinnamomum camphora</i>		30-50' H 30-60' W	Slow	2½-5"		Spring leaf drop Invasive roots Verticillium wilt	Many volunteer seedlings Slow growth
Carolina Laurel Cherry <i>Prunus caroliniana</i>		20-30' H 15-25' W	Moderate	2 to 4"		Fruit and flower litter Iron deficiency Many volunteer seedlings	Small, fragrant creamy-white flowers
Cedar, Deodar <i>Cedrus deodara</i>		80' H 40' W	Fast	2" needles		Pollen, catkins Giant conifer aphid	Drought-tolerant when established 3-5" cones
Chinese Elm <i>Ulmus parvifolia</i>		40-60' H 50-70' W	Fast	¾-2½ "		Shallow aggressive roots Aphids, scale, leafhoppers Allergenic pollen	Semi-deciduous in cold weather Many cultivars available
Cypress, Italian <i>Cupressus sempervirens</i>		20-60' H 8-15' W	Slow			Mites Coryneum canker Allergenic pollen	Drought-tolerant Cones to 1½"
Cypress, Leyland <i>Cupressocyparis leylandii</i>		50' H 30' W	Very fast			Very susceptible to Coryneum canker	Becomes floppy, needs regular trimming
Eucalyptus 70 species grown in California	Various	Some species to 200'.	Fast	Various		Some species messy Brittle in wind Borers, psyllids, beetles	See various species Some species considered invasive
NAME	SHAPE	SIZE	GROWTH RATE	LEAF LENGTH	WATER NEEDS	POTENTIAL PROBLEMS	COMMENTS

Indian Hawthorn <i>Raphiolepis indica</i> 'Majestic Beauty'		20-25' H 8-10' W Patio	Moderate	1½ -3"		Fire blight Cercospora leaf spot	Spring flowers Can reduce size by shearing
Juniper, Hollywood <i>Juniperus chinensis</i> 'Torulosa'		15' H 10' W	Moderate			Root rot, juniper blight Mites, borers Juniper twig girdlers	
Loquat <i>Eriobotrya japonica</i>		15-30'H 15-30' W Patio	Fast	6-12"		Fruit and leaf drop Fire blight	Fragrant flowers
Magnolia, Southern <i>Magnolia grandiflora</i>		80' H 30' W	Slow	4-8"		Surface roots Mites, scale and aphids	Fragrant flowers Leaves and pods do not decompose rapidly
Mayten <i>Maytenus boaria</i>		30-50' H 30-50' W	Slow to moderate	1-2"		Dense growth may prevent lawn growth beneath	Suckers from roots Requires good drainage
Oak	DO NOT WATER IN SUMMER ONCE ESTABLISHED						
Coastal Live Oak <i>Quercus agrifolia</i>		20-70' H 20-70' W	Fast	1-3"		Aggressive roots Heavy leaf drop in spring Allergenic pollen	
Cork Oak <i>Quercus suber</i>		30-60' H 30-60' W	Slow to moderate	3"		Large heavy acorns Leaf drop Allergenic pollen	Has interesting corky bark Tolerant of lawn water
Holly Oak <i>Quercus ilex</i>		30-60' H 30-60' W	Fast	1-3"		Acorn drop Allergenic pollen	
Southern Live Oak <i>Quercus virginiana</i>		40-80' H 40-80' W	Moderate to fast	1½-5"		1" sharp acorns Allergenic pollen	Most attractive of all oaks in hot interior climate
Olive <i>Olea europaea</i>		25-30' H 25'-30' W	Moderate	1-3"		Fruit stains, allergenic pollen Scale, Verticillium wilt, crown gall, nematodes	Thrives in hot summers Frost sensitive
Palm							
California Fan Palm <i>Washingtonia filifera</i>		60' H 20' W	Fast	3-6 feet		Frond drop, seeds Leaf spot, mites	Heat-tolerant Not for small lots Many volunteer seedlings
Mexican Fan Palm <i>Washingtonia robusta</i>		90-100' H 10' W	Fast	3-4 feet		Frond drop, seeds	
NAME	SHAPE	SIZE	GROWTH RATE	LEAF LENGTH	WATER NEEDS	POTENTIAL PROBLEMS	COMMENTS
Palm (cont.)							
Canary Island Date Palm <i>Phoenix canariensis</i>		60'H 50' W	Slow	20-25 feet			For better quality fruit, plant <i>Phoenix dactylifera</i>

Queen Palm <i>Syagrus romanzoffianum</i>		30' H 20-25' W	Moderate	15 feet		Shallow roots	Frost sensitive
Windmill Palm, Chinese <i>Trachycarpus fortunei</i>		30' H 10' W	Moderate to fast	2-3 feet		Leaf spot	Fiber-covered trunk
Pear, ornamental <i>Pyrus kawakamii</i>		15-30' H 15-30' W	Slow to moderate	2-4"		Flower/fruit drop Surface roots, suckers Whitefly, severe fire blight	White flowers in winter/spring Semi-deciduous
Pepper Tree	REQUIRE SPECIFIC PRUNING TECHNIQUES						
California Pepper <i>Schinus molle</i>		25-40' H 25-40' W	Fast	2" leaflets		Leaf and seed litter Scale Allergenic pollen	Seedlings' brittle branches Frost sensitive Surface roots
Bazilian Pepper <i>Schinus terebinthefolius</i>		30' H 30' W	Moderate	1-2" leaflets		Verticillium wilt Allergenic pollen Brittle branches	Many volunteer seedlings Frost sensitive Invasive species
Photinia, Red Tip <i>Photinia fraseri</i>		10-15' H 10-15' W Patio	Moderate to fast	To 5"		Leaf drop Sunburn on trunk Borers	Reddish new spring growth Creamy white flowers
Pine	REQUIRE SPECIFIC PRUNING TECHNIQUES						
Austrian Black Pine <i>Pinus nigra</i>		40-60' H 20-30' W	Slow to moderate	3- 6" needles		Aphids, borers	Branches grow in whorls 2-3 ½" cones
Canary Island Pine <i>Pinus canariensis</i>		50-80' H 25-30' W	Fast	9-12" needles		Heavy needle drop	Drought-tolerant 4-9" cones
Italian Stone Pine <i>Pinus pinea</i>		40-80' H 40-60' W	Moderate	5-8" needles		Prone to limb failure Shallow roots	Heat-tolerant 4-6" cones
Japanese Black Pine <i>Pinus thunbergii</i>	Various	20' H 10' W Patio	Slow to moderate	3-4½" needles		Aphids, borers Leaning trunk	Can be shaped Can be grown as bonsai 3" cones

NAME	SHAPE	SIZE	GROWTH RATE	LEAF LENGTH	WATER NEEDS	POTENTIAL PROBLEMS	COMMENTS
<i>Pittosporum tobira</i> Tobira		6-15' H 6-15' W Patio	Moderate	2-4"		Sticky seed and fruit litter Aphids and scale	Creamy-white flowers

Podocarpus gracilior Fern Pine		20-60' H 10-20' W Patio	Slow to moderate	2-4"			Nearly pest-free Frost sensitive
Podocarpus macrophyllus 'Maki' Yew Pine		15-50' H 6-15' W Patio	Slow to moderate	4"			Easily-shaped Does well in containers
Privet, glossy <i>Ligustrum lucidum</i>		20-40' H 20-40' W Patio	Fast	4- 6"		Immense fruit crop, stains	Spring and summer flowers Many volunteer seedlings Good hedging material
Redwood, Coast <i>Sequoia sempervirens</i>		70-90' H 20-30' W	Fast	½ "		Leaf litter Iron deficiency Susceptible to salt injury	Not well-adapted to Central Valley heat
Silk Oak <i>Grevillea robusta</i>		50-60' H 30-35' WL	Fast	4-6"		Heavy leaf fall in spring	Gorgeous showy flowers Drought-tolerant Thrives in heat
Strawberry Tree <i>Arbutus unedo</i>		40' H 40' W Patio	Slow to moderate	2-3"		Messy fruit, basal suckers, stem sprouts	Drought-tolerant
<i>Arbutus 'Marina'</i>		35' H 8-35' W Patio	Slow to moderate	2-3"		Messy fruit, basal suckers, stem sprouts	Drought-tolerant Better garden choice than <i>A. unedo</i>
Sumac, African <i>Rhus lancea</i>		20-30' H 25-35' W Patio	Slow	4-5"		Leaf litter Good drainage essential Allergenic pollen	
Sweet Bay <i>Laurus nobilis</i>		12-40' H 12-25' W'	Slow	2-4"		Suckers Scale, psyllids Allergenic pollen	Drought-tolerant Spring leaf litter
Xylosma <i>Xylosma congestum</i>		12-25' H 12-25' W Patio	Moderate to fast	1½-3"		Scale, spider mites, chlorosis	Semi-deciduous in cold weather

The UCCE Master Gardeners can be reached at <http://ucanr.edu/sites/mgfresno/>

UC Cooperative Extension
550 E. Shaw Avenue, Ste. 210-B
Fresno, CA 93702
559-241-7534

Reviewed by Pam Geisel, former UCCE Ornamental Horticulture Farm Advisor, Fresno County