

SAN DIEGO COUNTY 4-H
VIRTUAL
ART & DESIGN DAY

INFORMATION AND REGISTRATION PACKET



April 24th & 25th, 2021

Start Time: AM

Online Registration: <https://bit.ly/21artdesignday>

For more information email: SDArtAndDesignDay@gmail.com

Table of Contents

CATEGORIES AND DIVISIONS.....	1
ARTS AND DESIGN DAY 2021.....	2
CREATIVE ARTS AND CRAFTS CATEGORY	5
ENGINEERING DESIGN CATEGORY.....	6
GARDEN AND PLANT DESIGN CATEGORY.....	7
COMMUNICATIONS CATEGORY.....	8
FOODS CATEGORY	9

Categories and Divisions

Below are the Categories and Divisions for your Art & Design Day Entries. Information for each category and division is contained in this packet.

<u>Category</u>	<u>Division</u>
Creative Arts and Crafts	Textiles & Fibers
Creative Arts and Crafts	Photography
Creative Arts and Crafts	Paper Arts & Crafts
Creative Arts and Crafts	Drawings & Paintings
Creative Arts and Crafts	Comic Book
Creative Arts and Crafts	Jewelry
Creative Arts and Crafts	Wood and Metal Crafts
Creative Arts and Crafts	Ceramic/Clay
Creative Arts and Crafts	Painted Models & Figurines
Creative Arts and Crafts	Other Creative Arts and Crafts
Engineering Design	Engineering & Technology
Engineering Design	Lego Engineering
Garden and Plant Design	Garden and Landscape
Garden and Plant Design	Nest Boxes & Habitats
Garden and Plant Design	Container Plantings & Floral
Garden and Plant Design	Outdoor and Garden Art
Communications	Poster
Communications	Communication and Graphic Arts
Communications	Short Stories and Poems
Foods	Favorite Foods
Foods	Nailed It & Cupcake Challenges

ART AND DESIGN DAY 2021

GENERAL ENTRY GUIDELINES and INFORMATION

READ THIS PAGE THOROUGHLY!

The purpose of Arts and Design Day is to encourage 4-Hers in their learning and utilization of composition and design processes in and/or for their project area(s) of interest. The emphasis throughout this event will be “learning”. Please encourage members to share what they have learned and to learn from others.

Entry Guidelines and Criteria

All Divisions are open to all 4H members whether participating in that project or not .

All entries must have been started in the current 4-H program year. If item is not yet completed, it will be considered “in process” but will remain an entry in the appropriate category/division for the project, with the exception of a Fashion Revue entry not yet completed which will be moved to Creative Arts & Crafts, Sewing & Textiles division.

Members may enter items if they are not made in a 4-H project, however, **school projects are not acceptable to enter.**

All entries must be in good taste and suitable for family and public viewing. Entries which are deemed vulgar, dangerous or offensive will be disqualified &/or removed. Categories are open to all age classes, unless otherwise noted (ages are based on age on December, 31st, 2020): Primary (ages 5-8) [cannot use a sewing machine], Junior (ages 9-10), Intermediate (ages 11-13) and Senior (ages 14-18)

Categories are open to Individual entries only.

Members may enter a maximum of three entries (Any Division).

Photo Requirements:

Upload up to three images that show off your work so that the judges can see your project while you are talking to them about it. Please upload by April, 16/2021. JPEG and PNG files only accepted. All images will be uploaded to a file folder in the youth's name on Google Drive and the file names should be youth name, entry type, and photo number. Instructions on how to upload your photographs can be found at the end of this packet.

(E.X..Jane Doe Painting 1.jpg)

Google Drive Link: <http://bit.ly/3caUea1>

Dress Guidelines

Participants in judged events will be evaluated on how they present themselves as well as what they present. For this reason, it is important that members are dressed appropriately and neatly for the area they are involved. The below guidelines for dress are recommended and encouraged.

Favorite Foods Contest – if presenting an entry with a theme, participants may dress according to the theme for personal interview. Otherwise, follow “Interview” guidelines below.

Other Categories and Divisions – for personal interviews in all areas, recommended dress is 4-H Uniform (white top and bottom with 4-H scarf or tie) or “Professional” attire (i.e. dress, skirt and blouse, slacks and dress shirt, etc. – shirts and blouses tucked in – suits, jackets, sweaters, ties and accessories optional)

Evaluation and Judging Criteria

Entries will be judged interview style, by one or two judges, with an emphasis on what the member has learned and how the knowledge has been applied to their project. Members will be evaluated on their presentation and interview skills (Well-groomed/dressed, speaks clearly, ability to verbalize all steps of project, etc.). Members will be evaluated on their display (neatness, representation of project and processes, etc.).

Members will be evaluated on their presentation skills, their knowledge of processes and technical skills for specific project. Members’ age, years in project and complexity will be taken under consideration for evaluation.

The Judging sheets are included in this packet. They illustrate what judges will be looking for. Please review to prepare for interviews.

Primary members with entries in judged categories will be interviewed and evaluated, but will not be competitively judged. Primary members will receive a participation ribbon.

There will be potential for one **County winner/medalist in each category/division:** Junior, Intermediate and Senior age classes, however, it is up to the judges’ discretion if any entry in a category/division is in fact medalist quality. Therefore, there may be times when no medalist is selected for certain categories/divisions. Both the Danish judging method and American judging method will be employed.

The Planning Committee reserves the right to combine any Category/Division in which entries are insufficient to secure adequate competition or to further divide any Category/Division should entries exceed expectations.

Location: Virtual

Registration

<https://bit.ly/21artdesignday>

DUE DATES: ALL entry forms must be submitted by Saturday, April 3, 2021 by 5:00 p.m.

Photographs of entries are due by April 16, 2021

CREATIVE ARTS AND CRAFTS CATEGORY

The Creative Arts and Crafts category is for projects where member utilized the process of design and/or art combined with any variety of mediums (fiber, paint, film, wood, paper, etc.) to create.

Divisions:

Textiles & Fibers – for projects where the member used material or fiber to create a project other than a sewn garment (i.e. home décor projects, knitting, crocheting, macramé, weaving, quilts, doll clothing, placemats, curtains, needlepoint, cross-stitch, etc.)

Photography - For projects where a member utilized design and art principles combined with camera for non-verbal communication with a picture. Prints may be mounted or matted. One photo per entry.

Paper Arts and Crafts – for projects where member used paper/cardstock for primary medium. (Cards, Scrapbook pages/albums, Collage, Paper Folding art, Paper Maché, Decoupage, etc)

Drawings & Paintings – pencil, charcoal, pastels, crayon, acrylic, oil, watercolor, and any other types of 2-D sketching or painting.

Comic Book – Any drawing, painting, or sketching of a comic book/graphic novel style. As small as you'd like but no more than six pages.

Jewelry- Beading, clay, wire, or metal forms of jewelry.

Wood & Metal Crafts - creative wood or metal items, sculptural, decorative, or functional items. Note: Large wood or metal projects of a structural nature (furniture, cabinetry, etc.) should enter in the Engineering Design category.

Ceramics & Clay- ceramics, pottery, polymer clay items, decorative or functional (beads and jewelry items will be judged under jewelry).

Painted Models and Figurines - (NEW) models (cars, planes, trains, etc) and plastic or ceramic figurines that are purchased and then designed and painted.

Other- for arts & crafts projects that do not specifically fit under one of the other divisions. (Leather crafts, refinished items, lampshade).

ENGINEERING DESIGN CATEGORY

The Engineering Design category is for projects where member(s) utilize the process of design to combine creative thinking with engineering principles and/or technology to turn ideas into reality. Entries in this category may be from, but not limited to, the following 4-H project areas of interest: Aerospace and Rocketry, Automotive, Bicycles, Electricity/Electronics, General Engineering, Farm Machinery, Woodworking (Large projects), Metal Working/Welding, Computers, Computer Programming, and Robotics.

Note: Sculpture and Home Furnishing projects should enter under the Creative Arts & Crafts category.

Divisions:

Engineering and Technology- For projects where member(s) design and assembled a structure, machinery, system, component, etc. Ideas: Structures such as a pen, fence, shed, etc.; rocket or aeronautical equipment/machinery; computer hardware devices or peripherals; farm equipment/machinery; furniture or cabinetry; circuit boards; computer networks; robotics; etc.

Lego Engineering – Members design a structure, robot, or other moving or unmoving design of their choosing using Legos or similar toy brick construction.

GARDEN AND PLANT DESIGN CATEGORY

The Garden and Plant Design category is for projects where member(s) utilized the process of design and/or art combined with horticulture principles and practices. In addition to general guidelines: ***All plants on display must be free of insects.***

Divisions:

Garden and Landscape Design – for projects where member(s) designed and implemented a garden or landscaping of any type (i.e. vegetable, floral, evergreens, lighting, etc.). Display Methods: display board

Nest Boxes and Habitats - members may create bird, bat, or bee boxes or houses, or any other type of habitat for local fauna.

Container Plantings and Floral Design - for projects where member(s) utilized design and art principles to combine any type of horticulture (live or artificial) and container. ***Ideas:*** Potted Plants, flowers and/or vegetables; Topiaries; Terrariums; Floral arrangement; Bouquet arrangement; Hanging Basket; planted Patio Container; etc.

Outdoor and Garden Art– for projects where member(s) designed and created 3-dimensional art for use outdoors.

COMMUNICATIONS CATEGORY

The **Communications** category is for members to utilize art principals or computer technology, graphics design skills to communicate information or promote/market an event, club, project, etc., in non-verbal format. **Entries in this category may be from ALL 4-H project areas of interest.**

Divisions:

Poster - for projects where member(s) utilize art principles to communicate information or to promote/market an event, club, project, etc. in non-verbal, poster format. Display Board – entries may be displayed on poster board or core board no larger than 36" x 48". Consider bringing an easel for displaying upright.

Communication and Graphic Arts - for projects where member(s) utilized technology to design and create a product for non-verbal communication to present issues and ideas, to teach or persuade, to entertain, etc. **Ideas:** Video or DVD; website, power point presentation; newsletter, brochure, or booklet; advertisement or flyer; digitally enhanced or altered photos; digitally created artwork or graphics; video games; etc.

Short Stories and Poems - Members may write a short story or poem on any topic they wish, no more than one page long and a minimum of 14pt font if computer printed. Members will not be reading their short stories out loud, just answering questions from the judges like other categories.

FAVORITE FOODS CATEGORY

The Favorite Foods category is an opportunity for 4-H members to display their knowledge of food preparation, nutrition, menu planning, table setting and cost analysis.

Entries in this category may be from, but not limited to, the following 4-H project areas of interest: **Foods and Nutrition, Food Preservation and Consumer Awareness.**

Evaluation and Judging Criteria

In addition to the general guidelines: Members to prepare a menu for a meal that they might serve to friends or family. Menus (including theme) should be written on an 8½"x11" poster that can be placed on the table for the judges to see. Individual participants will prepare one item on the menu..

Please observe and follow food safety rules
https://ucanr.edu/sites/4-H_Tulare/Online_Food_Safety_Training/

Requirements for each Age Class

Primary:

Primary members may prepare a snack instead of an entrée. Primary members do not have to have a planned menu.

ALL:

Prepare your favorite food recipe ahead of time. Photographs should include a picture of entire display with the food item you chose to make, closeup of food you made, and an image of your menu with nutrition and cost analysis.

Plan the table service needed to attractively serve the food. Include dishes, flatware, tablecloth or mat, napkin, glasses, centerpiece and other items appropriate for your menu and theme. Fine china and silverware are not criteria. All items are used at your own risk. Members are responsible for bringing all items to complete an appropriate display as planned. **REMEMBER ONLY YOU, THE 4-H MEMBER, ARE PERMITTED TO SET UP YOUR DISPLAY. No 4-H leaders, parents, relatives or friends will be allowed to assist with set-up.**

Set up your display. Display to include:

Your prepared favorite food item in an appropriate serving dish.

Your place setting for one person including all flatware indicated in the menu.

Your centerpiece for the table.

Your menu card listing the theme, a balanced menu, price per a serving, and the nutritional value of the menu.

If you deviate from a traditional table setting, please be prepared to explain why you have a different display and the purpose or significance of your table setting/display.

Remember to have fun!

Evaluation and Judging Criteria***In addition to the general guidelines:***

Members will be expected to share the following information as it applies to their entry: Theme; menu explanation; nutritional balance; complementary food items; how (in general) to prepare all menu items; steps to prepare favorite food item; primary ingredients; cooking appliances and tools required; cost; time; new cooking skills learned; special circumstances and/or challenges (i.e. seasonal ingredient, weather/temperature conditions, etc.); safety issues; storage possibilities; etc.

Members will be judged on:

Visual appeal

Ability to calculate cost and nutritional value

Knowledge of cooking techniques and recipe used

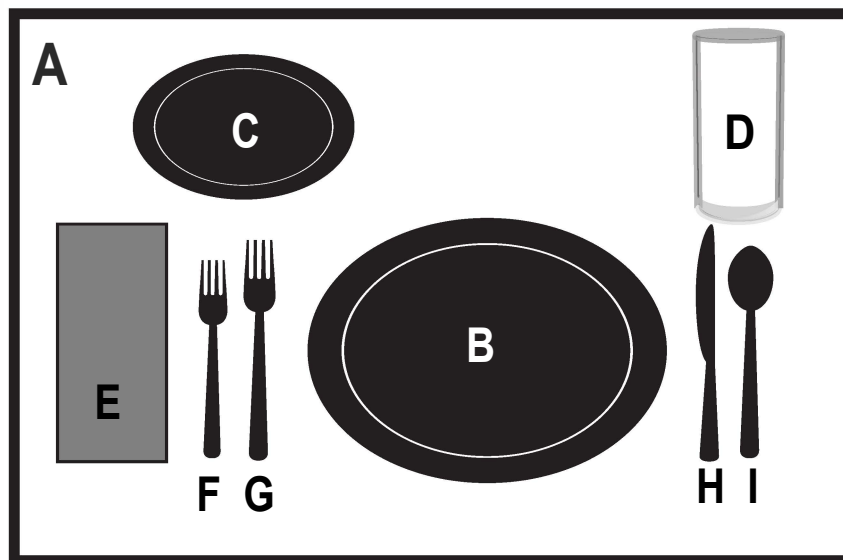
Members handling food must follow correct food handling and safety guidelines found here:

https://ucanr.edu/sites/4-H_Tulare/Online_Food_Safety_Training/

Favorite Foods

Exhibitors will be judged according to this basic table setting:

- A. Placemat
- B. Plate
- C. Salad Plate
- D. Glass
- E. Napkin
- F. Salad Fork
- G. Dinner Fork
- H. Knife
- I. Spoon
- J. Centerpiece



Nailed It! Cake Challenge

4-H'ers (9-18) will have the opportunity to compete against other clubs to see who can copy the cake the closest! Example cake will be viewable the day of event.

Primary Cupcake Challenge

Primary members will get to participate in a cupcake challenge, show off, and eat their creations.

Theme is "What 4-H Means to Me".



Art & Design Day Judging Sheet

(General)

Name: Junior Intermediate Senior

Project:

	Possible Points	Points Earned	Totals
PRESENTATION (presentation of self and project)			
Appearance: neat, well groomed, appropriate clothing, etc.	1-10		
Manner: friendly, poised, speaks clearly, appropriate eye contact with judge (s), etc.	1-15		
Display: meets display criteria, neat, organized, etc.	1-5		
Total Points for Presentation:	3-30		
KNOWLEDGE AND SKILLS			
Objective: Describe desired effect, theme, objective, etc.	1-10		
Process: Describe steps, methods, skills and techniques to create project	1-10		
New Skills: Describe art and or design principles used in this project	1-10		
Consideration: Describe special challenges, circumstances, revisions, etc.	1-5		
Cost/Time: Describe cost of material and time required for project	1-5		
Analysis: Describe outcome, personal opinion, future use of project &/or skills, maintenance requirements, etc.	1-5		
Questions: Ability to answer judge's questions	1-5		
Total Points for Knowledge and Skills:	7-50		
WORKMANSHIP			
Originality: -creative use of art&/or design principles	1-5		
Objective: How well is desired effect, objective or goal achieved	1-5		
Complexity: Level of difficulty and number of steps/processes appropriate for age and years in project	1-5		
Quality: Neat, well finished, quality workmanship, etc.	1-5		
Total Points for Workmanship:	4-20		
Total Points (Sections 1-3):	14-100		

Judge's Comments (please write on back of form)

For Group Entries:

Section 1-rank each group member and average the total points

Section 2-each member is to participate in describing aspects of project and answer questions.

Art & Design Day Judging Sheet

(Favorite Foods)

Name: Junior Intermediate Senior
 Project:

	Possible Points	Points Earned	Totals
TABLE SETTING			
Appropriate style for food	1-5		
Correctly placed	1-10		
Eye catching & creative	1-10		
Total Points for Presentation:	3-25		
Menu			
Nutritionally balanced	1-10		
Items complement each other	1-5		
Understand, in general, how to prepare all items	1-5		
Understand how/why menu is nutritionally balanced*	1-15		
Cost: Describe cost of menu	1-5		
Completeness/Creativity of menu poster	1-5		
Total Points for Menu:	6-45		
FOOD ITEM PREPARED			
Visual appeal: how does the food item look	1-10		
Steps: describe steps in preparation of item	1-10		
Poise in Interview	1-10		
Total Points for Workmanship:	3-30		
Total Points (Sections 1-3):	12-100		

Judge's Comments (please write on back of form)

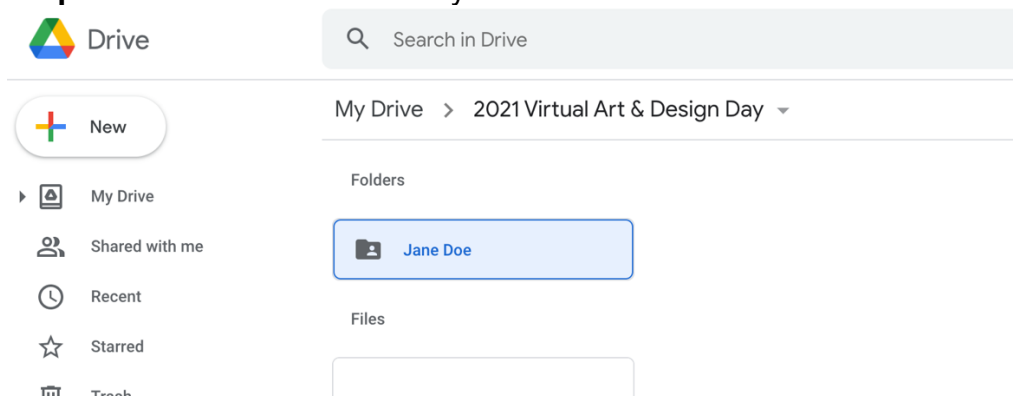
Uploading to Google Drive From a Computer

Step 1. Make sure you are logged into a google account.


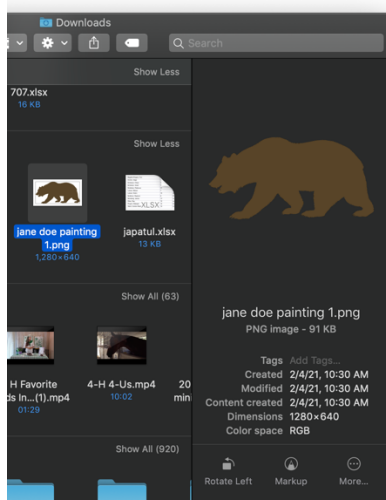
If you do not use gmail as your email you can still create a google account using your regular email account. [Click here for directions on creating a google account.](#)

Step 2. Follow this link to the google drive: <http://bit.ly/3caUea1>

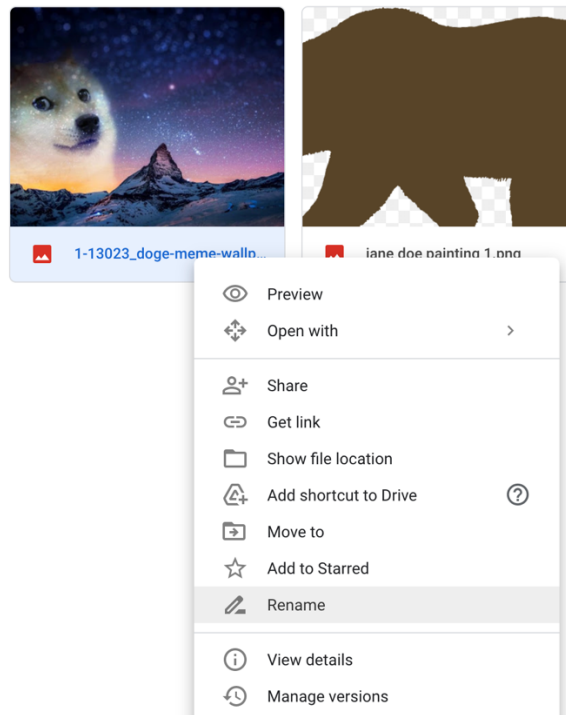
Step 3. Find the file folder with your name and click on it.



Step 4. Drag your files from the folder they are found on your computer to your file folder.



If you need to rename your files you can do so now by right clicking on the file and scrolling down to rename (first name, last name, entry type, and image number).

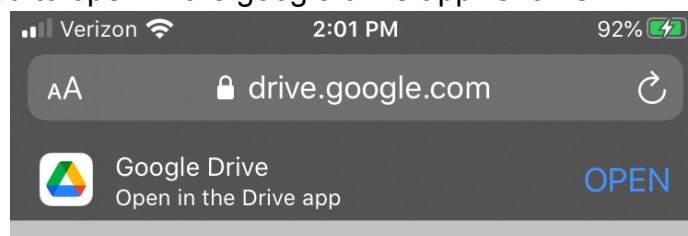


Uploading to Google Drive From Mobile

Step 1. You must have the google drive app downloaded.

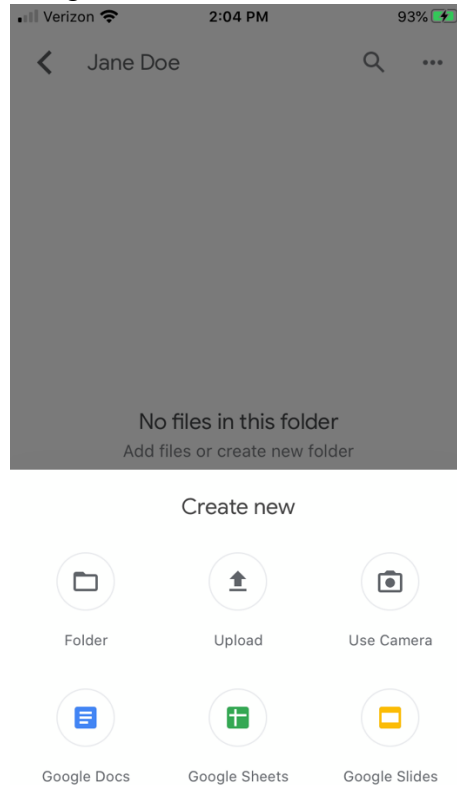
If you do not use gmail as your email you can still create a google account using your regular email account. [Click here for directions on creating a google account.](#)

Step 2. Follow this link to the google drive: <http://bit.ly/3caUea1> and at the top of the screen it will ask you to open in the google drive app. Click OPEN.

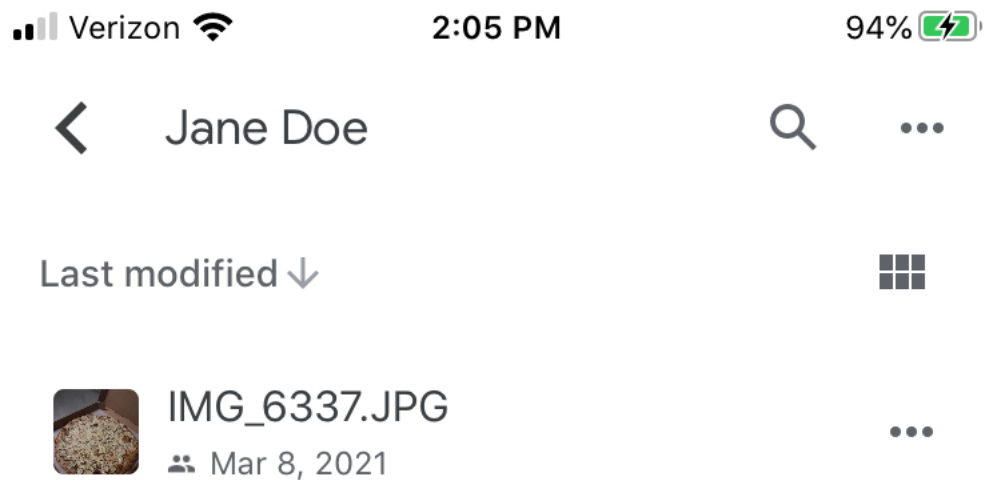


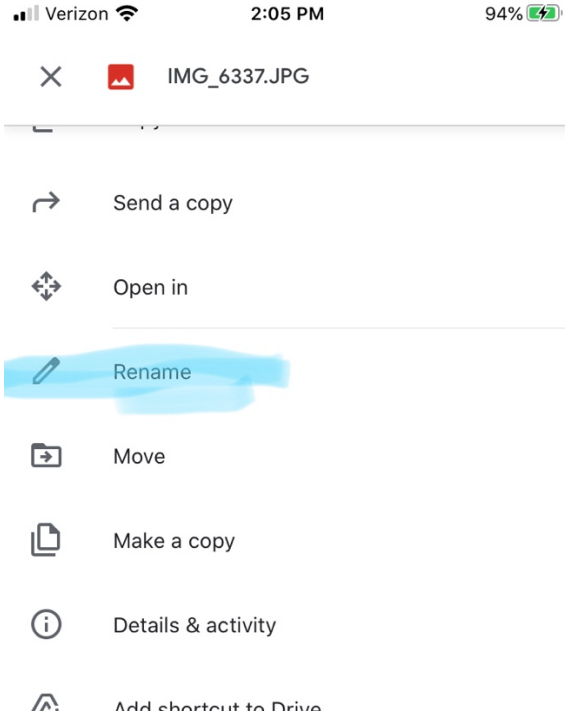
Step 3. Find the file folder with your name and click on it.

Step 4. Click on the plus sign at the bottom right of the screen and then click the upload button and add your images.



Step 5. Rename your files by clicking the “...” to the right of the file name and then clicking rename from the drop down menu.





Step 6. Once you have renamed your file with the correct format (first name, last name, entry type, and image number), click Ok. Do the same for any other images until complete.

If you have any technical issues with uploading files please contact, Lea O'Reilly at lboreilly@ucanr.edu.