

Let's Replace That Lawn!



Presented by the UC Master Gardeners of Placer County



UNIVERSITY OF CALIFORNIA
Agriculture and Natural Resources

UC Master Gardener Program



Who Are Master Gardeners?

- Master Gardeners of Placer County
 - Extend **research-based**, sustainable gardening and composting information
 - Present accurate, impartial information to **home gardeners**
 - Encourage public to make **informed** gardening decisions



- **Where to find us...**
- Online, in the Media, and Special Publications
 - Hotline: Call **(530) 889-7388** or submit your questions online
 - Website: pcmg.ucanr.org
 - Facebook, Twitter, Instagram
 - Gold Country Media quarterly column
 - *Curious Gardener quarterly* newsletter and on our website
 - *Gardening Guide and Calendar*



Who Are Master Gardeners?

Where to find us...

Workshops, Fairs and Festivals, and Special Events

Speakers by Request

Workshops (various venues, check website)

Farmers' Markets (seasonal: Auburn, Roseville)

Fairs and Festivals Booths (varies)

Garden Faire (April)

Mother's Day Garden Tour (May)





Let's Talk Sheet
Mulching or
Replacing Your Lawn



Also called Lasagna
Composting



Excellent way to convert
grassy area to vegetable
or flower beds.



Best started in the Fall.
This is a slow process.



Plan ahead ... make sure
you have supplies.

Lasagna or Sheet Mulching



- Cut down grasses, weeds, etc. close to ground
- Cover with barrier such as newspaper or cardboard
- Top paper with dried leaves or compost
- Sprinkle with coffee grounds
- Moisten
- Repeat 3-4 times. Pile will compost down in height
- Ready to plant in 3-4 months



BORING!

1332





Waiting is the hard part!

- Sheet composting is a slow process. There is little or no heat reaction from the microorganisms to speed the process along.
- A bed is “finished” and ready for planting when the layers have decomposed to the point that the original materials are no longer recognizable, and it looks and smells like fresh earth.

Bearded Iris

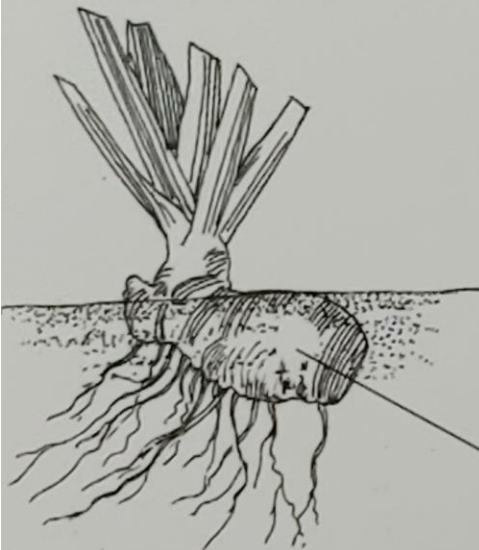
Iris germanica
Ozark Rebounder

BLOOM TIME

Late spring to mid summer

HABIT & HEIGHT

Upright spiky clumps support showy blooms.
Height: 24-36"



Rhizome

FEATURES & USAGE

- Bee friendly
- Attracts butterflies
- Deer and rabbit resistant
- Excellent cut flower
- Winter hardy

CULTIVATION

Plant in medium moisture, well-drained soil in full sun. Plant pre-potted iris in late spring or dry roots in late summer. Top of rhizome likes to be exposed to sunlight.

USDA HARDINESS ZONE

3-9

For seasonal planting tips and all things bulbs, visit DigDropDone.com

Product of the USA. Grown from cultivated stock.
Inspected by the United States Department of Agriculture.



Full Sun
Plein Soleil
Pleno Sol



Medium
Moyen
Medio



10-12"
(25-30 cm)



10-12"
(25-30 cm)



4a-9b



The largest flowers of its kind create a stunning display of color in Spring and Summer.

Les plus grosses fleurs de son espèce! Offre un tout un spectacle au printemps et en été.

Las flores más grandes de este tipo; crean un impresionante despliegue de color en primavera y verano.

SPRING PRINTEMPS PRIMAVERA	SUMMER ÉTÉ VERANO	FALL AUTOMNE OTOÑO
----------------------------------	-------------------------	--------------------------

Propagation strictly prohibited.

Multiplication
strictement interdite.

Estrictamente prohibida
su propagación.

BD3927

WUCOLS IV

Water Use Classification of Landscape Species

Home Page

User Manual

Plant Search Instructions

Plant Search Database

Download WUCOLS IV Plant List

Download WUCOLS IV User Manual

Water Requirements for Turfgrasses

Partners

Acknowledgements

Home Page

WUCOLS Updates

The WUCOLS team is in the process of updating the database to improve its effectiveness for public use. The WUCOLS database will be undergoing development work through 2020.

A few of the top changes are:

- Improved search process
- Individual plant pages with unique URL's
- Interactive map feature to find city of interest
- Supplementing the database with photos and cultural information for 1,200 low- and very low-water use taxa

Please let us know your opinion about the recent changes to the WUCOLS database in this [Feedback Survey](#).

For any issues that arise during the process, please contact dwfujino@ucdavis.edu.

Calscape Garden Planner

1 2 3 4

Find the perfect
native plants for
your garden **in**
just 4 questions.

Begin

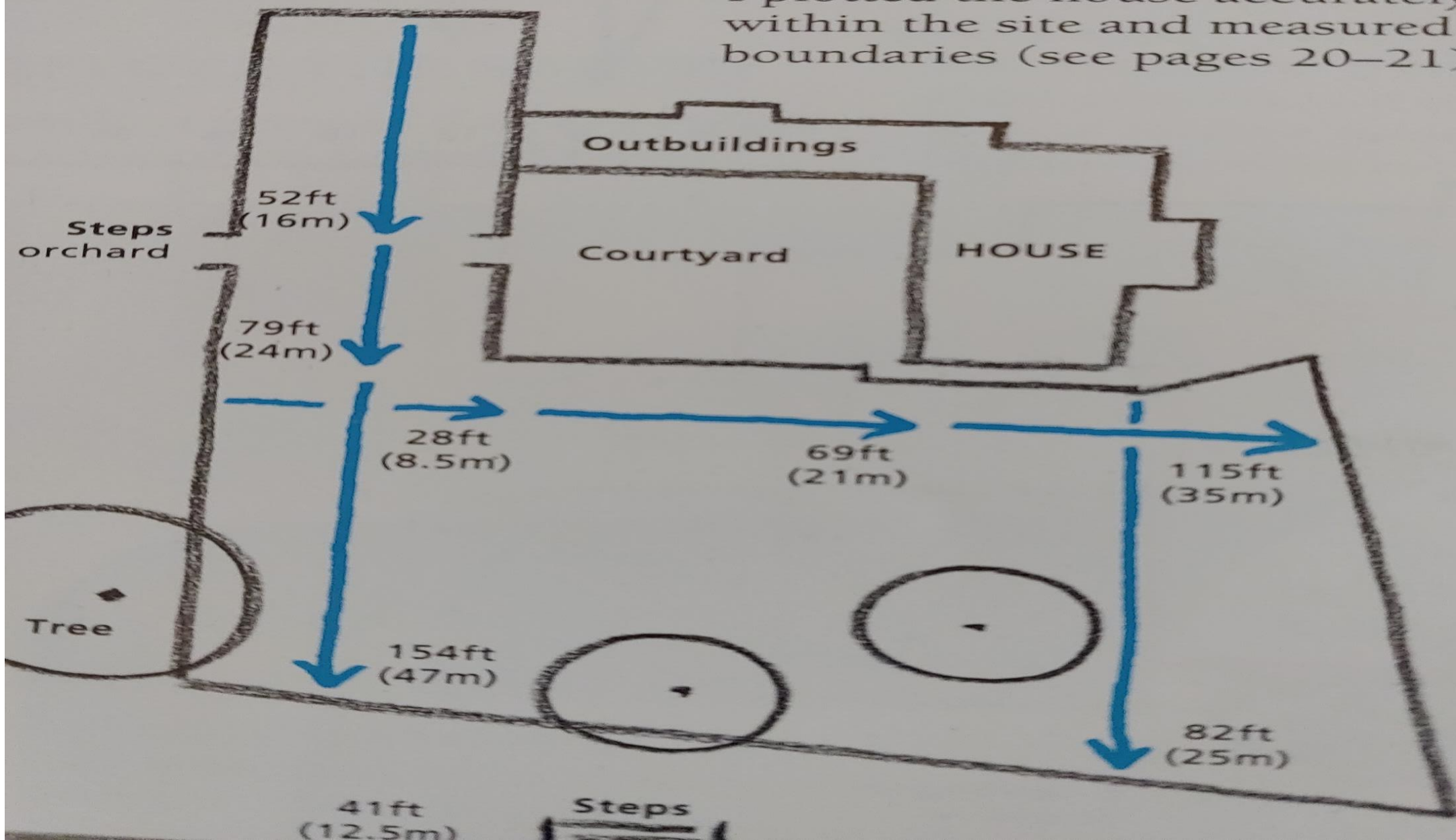
This project was made possible by a gift from the Stanley Smith Horticultural Trust.



Make enlarged drawings of individual areas if you cannot fit detailed dimensions on your main plan.

FIRST MEASUREMENTS

I plotted the house accurately within the site and measured the boundaries (see pages 20–21).



Drip irrigation doesn't waste water







Photo courtesy of J. Long



Photo courtesy of J. Long


So why Sheet Mulch?



It saves you time doing
lawncare



It enriches your soil



It cuts down on weeds



Depending on plant
selection, it could save
\$\$ in water

Let's Talk Briefly About Bermudagrass





- Above ground shoots are called stolons
 - Below the ground shoots are called rhizomes
 - It likes moist soil
 - Never add to home compost!
-
- Cover with black polyethylene during summer months
 - Clear plastic mulching (Solarization) also during summer months

Photo Credit: D. Abella

Resources:

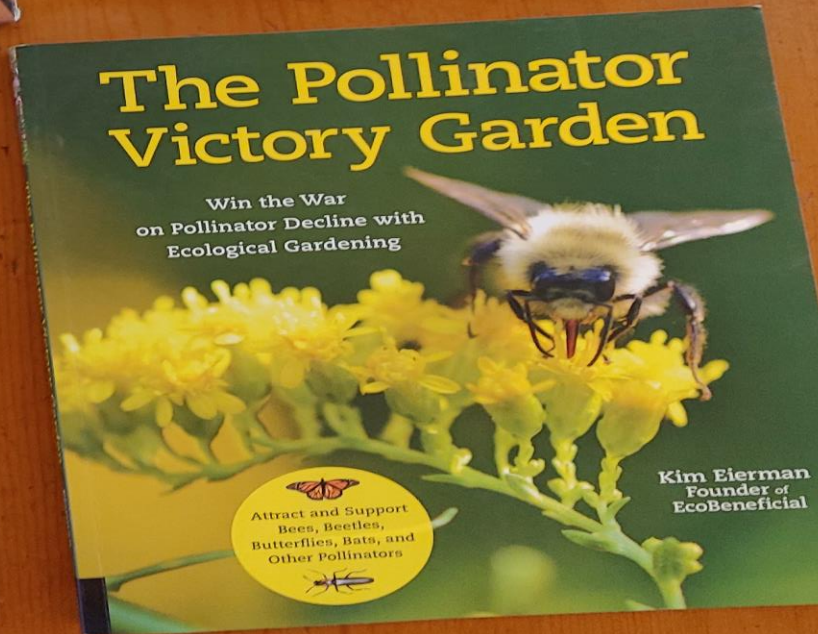
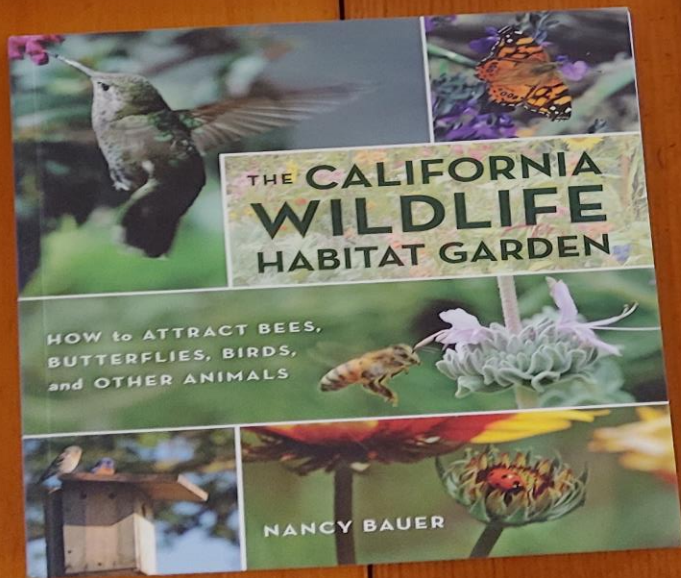
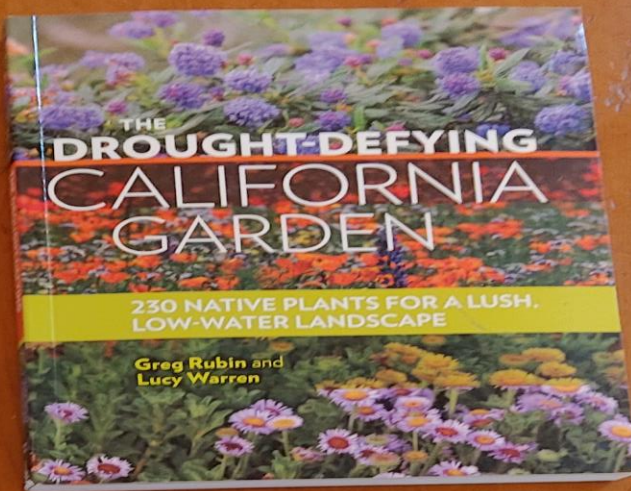

<https://extension.oregonstate.edu/sites/default/files/documents/12281/sheetmulching.pdf>

<https://ucanr.edu/sites/WUCOLS/>

<http://calscape.org>

<http://ipm.ucanr.edu/PMG/PESTNOTES/pn7453.html>

<https://planthardiness.ars.usda.gov/PHZMWeb/InteractiveMap.aspx>





- Placer Pests
- Gardening Essentials
- Gardening Year Round
- Vegetables
- Landscape Plants
- Fruits & Nuts
- UC Gardening Guides

- Home
- 2021 Gardening Guide and Calendar
- Join Our Email List
- Ask a Master Gardener
- School & Community Gardens
- Curious Gardener Newsletter
- About Master Gardeners
- How to Become a Master Gardener
- Contact Us
- Placer/Nevada UCCE
- For PC Master Gardeners Only

SHARE PRINT

UC Master Gardeners of Placer County

Upcoming Events

Event Name	Date
<u>Succulents Zoom Workshop: Part 1 Welcome to Succulents; Part 2 How to Propagate Succulents</u>	6/12/2021
<u>California Native Plants for Habitat Gardening Zoom Workshop</u>	6/26/2021

Virtual Gardening Workshops

To view previous workshops: [Recorded Virtual Gardening Workshops 5 25 21](#)

HOTLINE UPDATE

The Hotline office continues to be closed to all walk-in clients. We are, however, available to answer your gardening questions. You can submit them by using the Ask A Master Gardener link below or by leaving a message on our Hotline number shown at the bottom of this web page.

Connect With Us!



2021 Gardening Guide & Calendar - Vendor List Updated

Ask a Master Gardener...

To learn more, [Click here.](#)

Thank You!

Any Questions?

Master Gardener Hotline: **(530) 889-0738**

Rotline **(530)889-7399**

Master Gardener Website: **pcmg.ucanr.org**



UNIVERSITY OF CALIFORNIA
Agriculture and Natural Resources

UC Master Gardener Program