

# Effects of handling procedures and temperature on POTATO CRACKING

## . . .forced-air warming reduces cracking

R. F. KASMIRE • R. E. VOSS • K. G. BAGHOTT

**P**OTATO CRACKING results from poor handling procedures during harvest, while loading into storage cellars, and during removal from storage. The percentage of marketable tubers (and profits) decreases while the potential infection of tubers increases. Levels of tuber damage caused at various stops during handling of Russet Burbank potatoes were determined

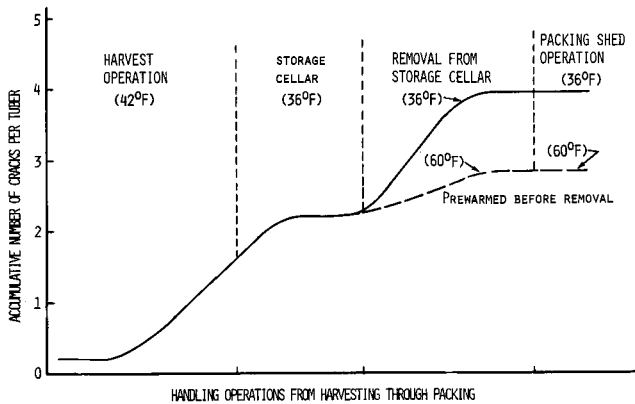
during 1971-72 at Tulelake. Pre-warming, by forced air heating before removal of potatoes from storage and lowering them through a vertical deceleration chute resulted in a marked reduction in the amount of tuber cracking.

Counts were made of the number of cracks per tuber from harvesting, loading into and during storage, and during removal from storage and

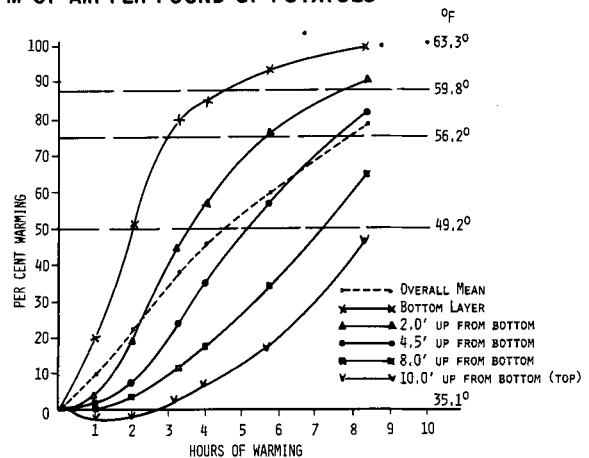
packing shed handling operations. Results (graph 1) showed that considerable tuber cracking occurred during harvest, when being placed into storage, and while being removed from storage. Less cracking occurred while in storage, and very little cracking could be attributed to packing shed operations.

At temperatures below 45° F, potato tubers were very turgid and

GRAPH 1. POTATO CRACKING OBSERVED DURING COMMERCIAL HARVESTING AND HANDLING OPERATIONS AT SHIPPING POINT



GRAPH 2. POTATO WARMING RATES WITH FORCED-AIR WARMING AT .09 CFM OF AIR PER POUND OF POTATOES



### CALIFORNIA AGRICULTURE

Progress Reports of Agricultural Research, published monthly by the University of California Division of Agricultural Sciences.

William W. Paul . . . . . *Manager*  
Agricultural Publications

Jerry Lester . . . . . *Editor*  
Eleanore Browning . . . . . *Assistant Editor*  
California Agriculture

Articles published herein may be republished or reprinted provided no advertisement for a commercial product is implied or imprinted. Please credit: University of California

Division of Agricultural Sciences.

California Agriculture will be sent free upon request addressed to: Editor, California Agriculture, Agricultural Publications, University of California, Berkeley, California 94720.

To simplify the information in California Agriculture it is sometimes necessary to use trade names of products or equipment. No endorsement of named products is intended nor is criticism implied of similar products which are not mentioned.

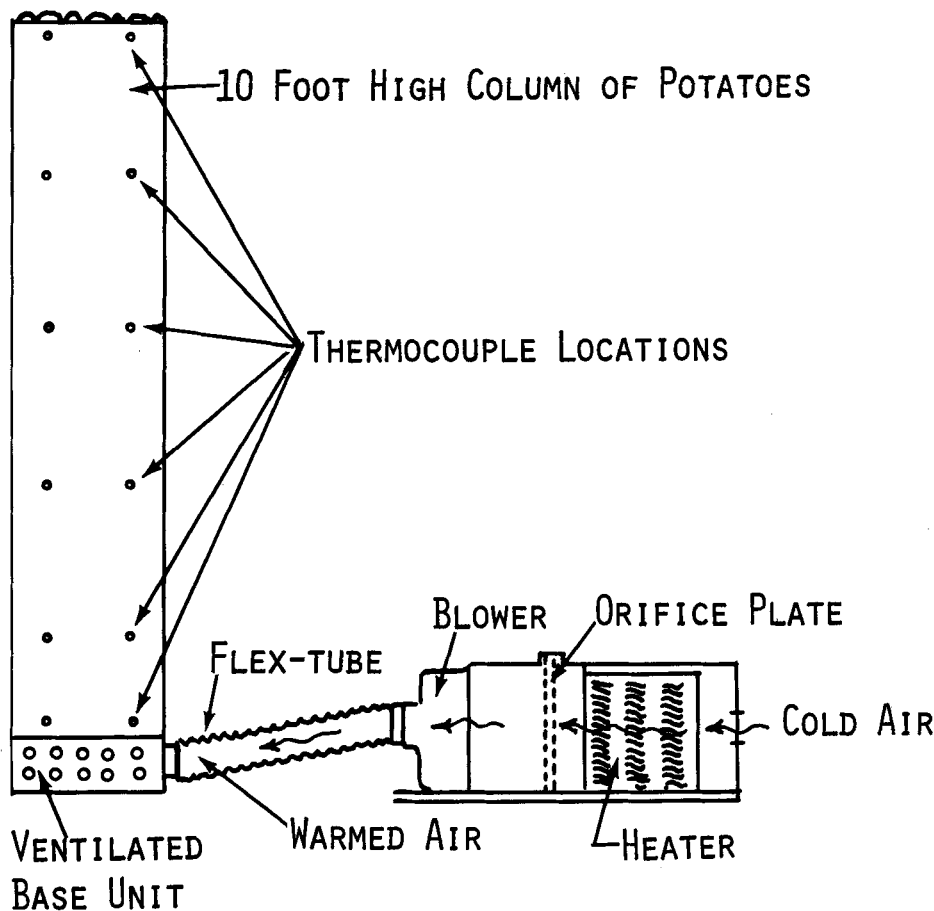


## New Publications

PEST CONTROL GUIDE FOR CALIFORNIA COMMERCIAL FLORICULTURAL CROPS. Leaflet 181, revised. A guide to the control of insects and related pests of floricultural crops grown commercially in greenhouses and plastic houses in California. It summarizes information on insecticides and includes a chart of suggested applications and safety pointers.

Single copies of these publications—except Manuals and books—or a catalog of Agricultural Publications may be obtained without charge from the local office of the Farm Advisor or by addressing a request to: Agricultural Publications, University Hall, University of California, Berkeley, California 94720. When ordering sale items, please enclose payment. Make checks or money orders payable to The Regents of the University of California.

PEST CONTROL GUIDE FOR OUTDOOR NURSERY CROPS. Leaflet 166, revised. A guide to the control of pests of outdoor nursery crops. This leaflet includes a summary of general information on insecticides, a chart of suggested applications, and suggestions on how to avoid chemical injury to plants.



System used for measuring forced-air warming rate of bulk potatoes.

susceptible to cracking, or bruising, when handled. Tubers were moderately susceptible to cracking at temperatures of about 55 to 60° F. Tuber temperatures at all sampling points - from the field to the cellar to the packing shed - were below 45° F. To minimize this

serious cracking problem, growers and packers have two alternatives, (1) to reduce the effect of handling by padding and by decreasing the number and distance of drops in all operations, and/or (2) to harvest only when the temperature exceeds 45° F, and to warm the potatoes in storage before removing them.

#### Small cracks

Many of the cracks observed in this study were too small to see with the naked eye. A 3X magnifying glass was used in evaluating the tubers for cracks. Upon warming and drying, these very small cracks, as well as the large cracks, enlarged. For this reason, the problem frequently goes unnoticed until the potatoes have left the packing shed and reached destination markets.

Preheating potatoes to 55 to 60° F before removal from cellars reduced total cracks by 25 to 30%, and large cracks by 50 to 55%. Comparisons of damage between non-heated and pre-heated tubers are shown in the table.

TABLE 1. EFFECT OF PREHEATING POTATOES BEFORE STORAGE REMOVAL ON TUBER CRACKING - TULELAKE - JANUARY 3-4, 1972

Treatment	New Cracks Per Tuber		
	Large	Small	Total
January 3, 1972			
1. Tubers carefully removed by hand from face of cellar pile.	0	.06	.06
2. Tubers commercially scooped from cellar pile and loaded onto bulk truck.	.34	1.38	1.72
3. Tubers carefully removed by hand from face of pile, heated to 55° F, then handled as in treatment 2.	.18	.78	.96
January 4, 1972			
1. Tubers carefully removed by hand from face of pile.	.02	.24	.26
1. Tubers commercially scooped from cellar pile, bulk truck loaded, and packed in shed.	.80	.62	1.42
1. Tubers preheated to 60° F., then handled as in treatment 2.	.32	.92	1.24

Potato warming was obtained by forcing warmed air (55 to 63° F) up through a 10 ft. high column of potatoes, 2 ft square. Heat was supplied by an electric room heater placed across the source of incoming air to the blower (see sketch). Potato temperatures were measured by thermocouples inserted 1 inch deep into two tubers at each of 1, 2, 4, 5, 8, and 10-ft levels from the bottom of the column.

#### Tuber warming

Tuber warming rates with air flows of 0.09 cfm/lb of tubers are shown in graph 2. Use of warmer air (70 to 75° F), greater air flow rates, and use of steam as a heat source, would reduce the time required to warm the potatoes to 55 to 60° F. The air flow rates used may be attained with fans that are used for forced air cooling systems in commercial operations. Potatoes for packing the following day could be warmed overnight before each day's operation. The slower warming of the top-layer potatoes resulted from their exposure to the large volume of cold ambient air above the potatoes. It is likely that this air could be easily warmed by a space heater in commercial forced-air warming systems.

Potato tuber cracking was further reduced by having the tubers drop through a vertical deceleration chute comparable with the bin fillers utilized for mechanical tomato harvesting. Tubers falling free for 2 ft had an average of 0.88 cracks per tuber, while those falling 2 ft through a model decelerator chute had an average of 0.26 cracks per tuber, a 70% decrease.

The information gained from this study suggests that tuber warming in commercial storage piles and reducing the distance of free fall of tubers in all operations of harvesting and loading will significantly improve potato quality and salability with a minimum increase in cost of operation.

*R. F. Kasmire is Extension Vegetable Marketing Technologist and R. E. Voss is Extension Vegetable Specialist, University of California, Davis. K. G. Baghott is Farm Advisor, Tulelake Field Station, Tulelake.*