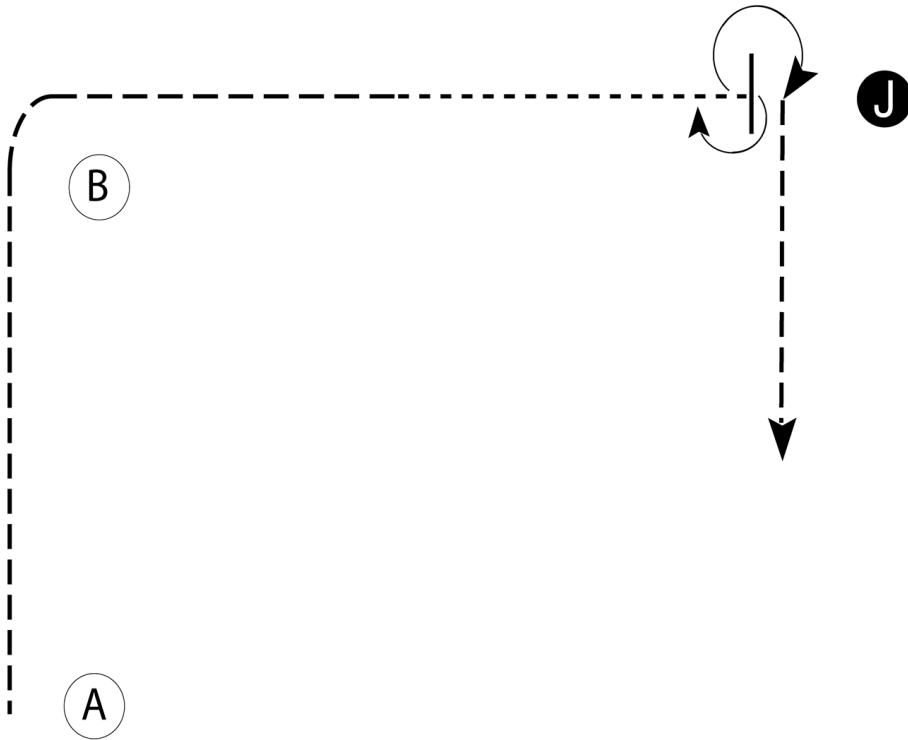


# 4-H Western Show

## Senior Western Showmanship

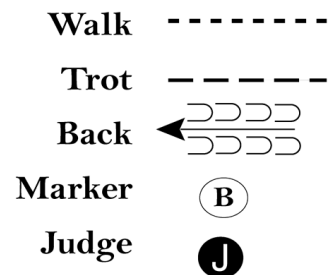
Show Date: 06-24-2023



Be ready at A.

1. Trot from A around B and half way to the Judge.
2. Break to the walk. Walk to the Judge.
3. Stop and perform a 180 degree turn. Set up for inspection.
4. When dismissed, perform a 270 degree turn and trot straight away from the Judge.

Follow the instructions of your ring steward.



[S/2-33]

Pattern Provided by:

California State 4-H Horse Classic

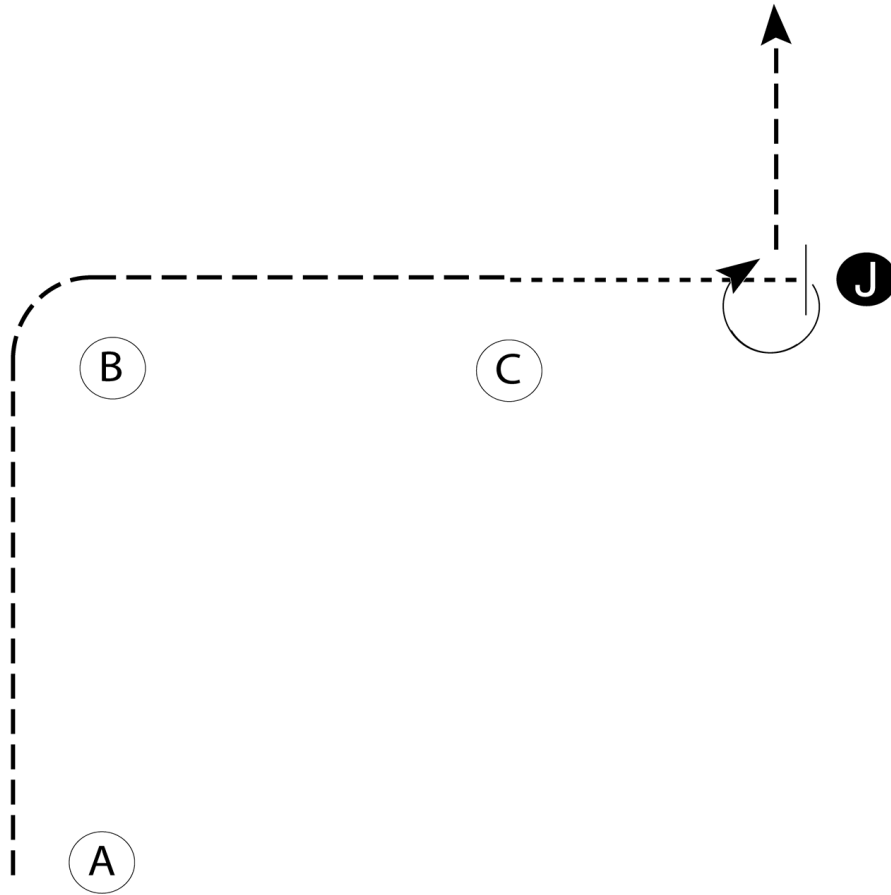
# 4-H Western Show

## Junior Western Showmanship

Show Date: 06-24-2023

w w w . H o r s e S h o w P a t t e r n s . c o m

w w w . H o r s e S h o w P a t t e r n s . c o m



Be ready at A.

1. Jog from A around B and to C.
2. Walk from C to Judge and set up for inspection
3. When dismissed perform a 270 degree turn and trot to lineup.

Follow the instructions of your ring steward.

- |        |           |
|--------|-----------|
| Walk   | -----     |
| Trot   | - - - - - |
| Back   | ←         |
| Marker | ⓑ         |
| Judge  | ⓐ         |

[S/1-26]

Pattern Provided by:

California State 4-H Horse Classic

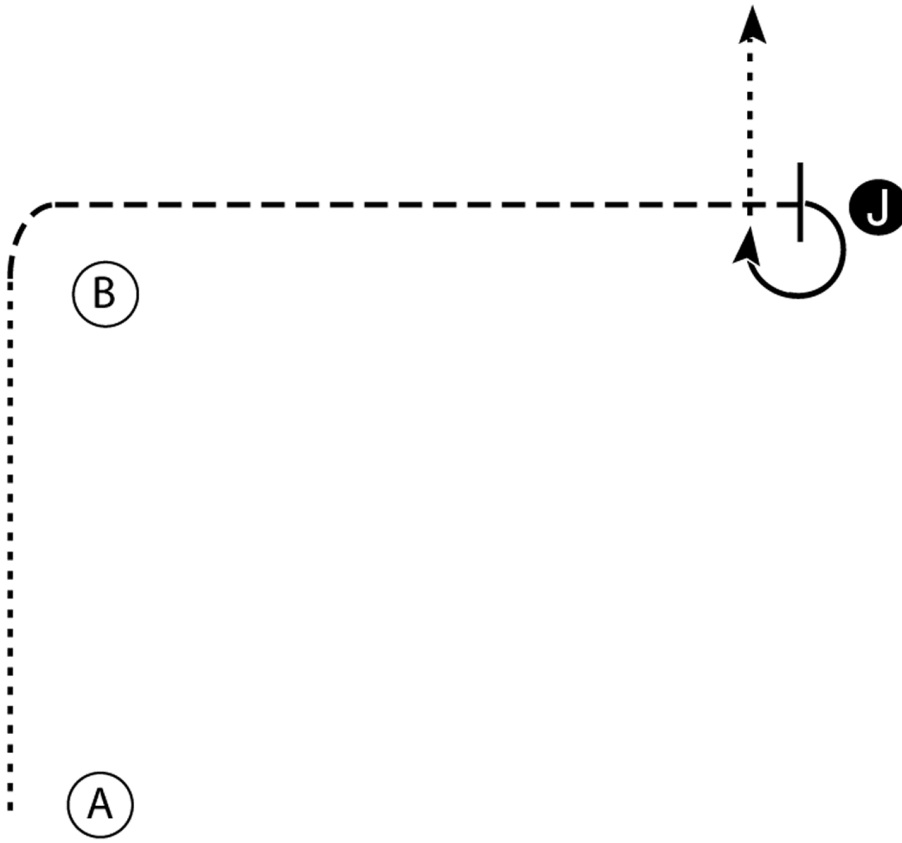
# 4-H Western Show

## Novice, Green Horse, Pony Showmanship


Show Date: 06-24-2023

w w w . H o r s e S h o w P a t t e r n s . c o m

w w w . H o r s e S h o w P a t t e r n s . c o m



1. Walk from A to B.
2. Trot from B to the Judge.
3. Stop and set up for inspection.
4. When dismissed perform a 270 degree turn and walk straight away from the Judge.

Walk .....  
Trot - - - - -  
Back ←   
Marker (B)  
Judge (J)

[SWT-2]

**Pattern Provided by:**  
*California State 4-H Horse Classic*

# 4-H Western Show

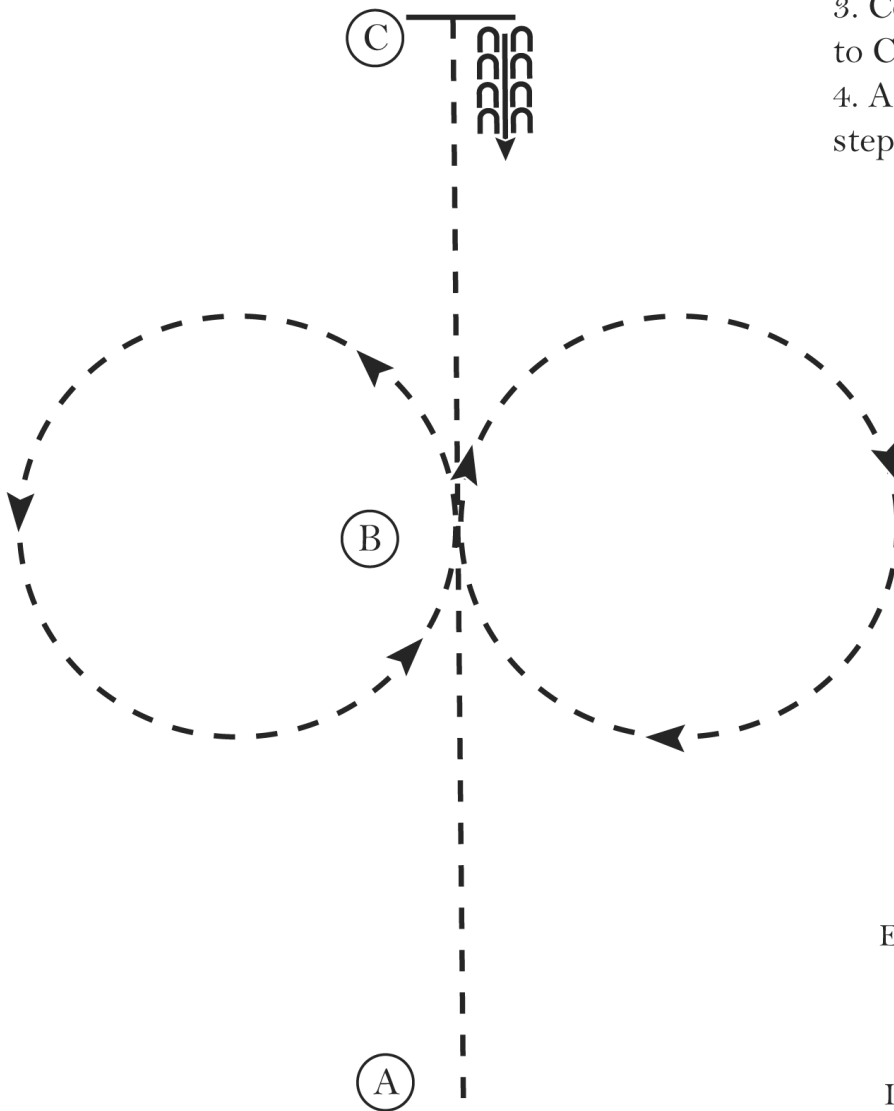
## Novice Rider Western Horsemanship

Show Date: 06-24-2023

w w w . H o r s e S h o w P a t t e r n s . c o m

w w w . H o r s e S h o w P a t t e r n s . c o m

1. Jog A to B
2. At B perform a figure eight, beginning to the right
3. Continue the jog from B to C
4. At C stop and back 4 steps



Walk	.....
Jog	- - - - -
Extended Jog	- - - - -
Lope	—————
Leg Yield	
Lead Change	— / —
Back	←←←←← ←←←←←
Marker	(B)
Sidepass	←- - - - -←

[WH/WT-5]

Pattern Provided by:

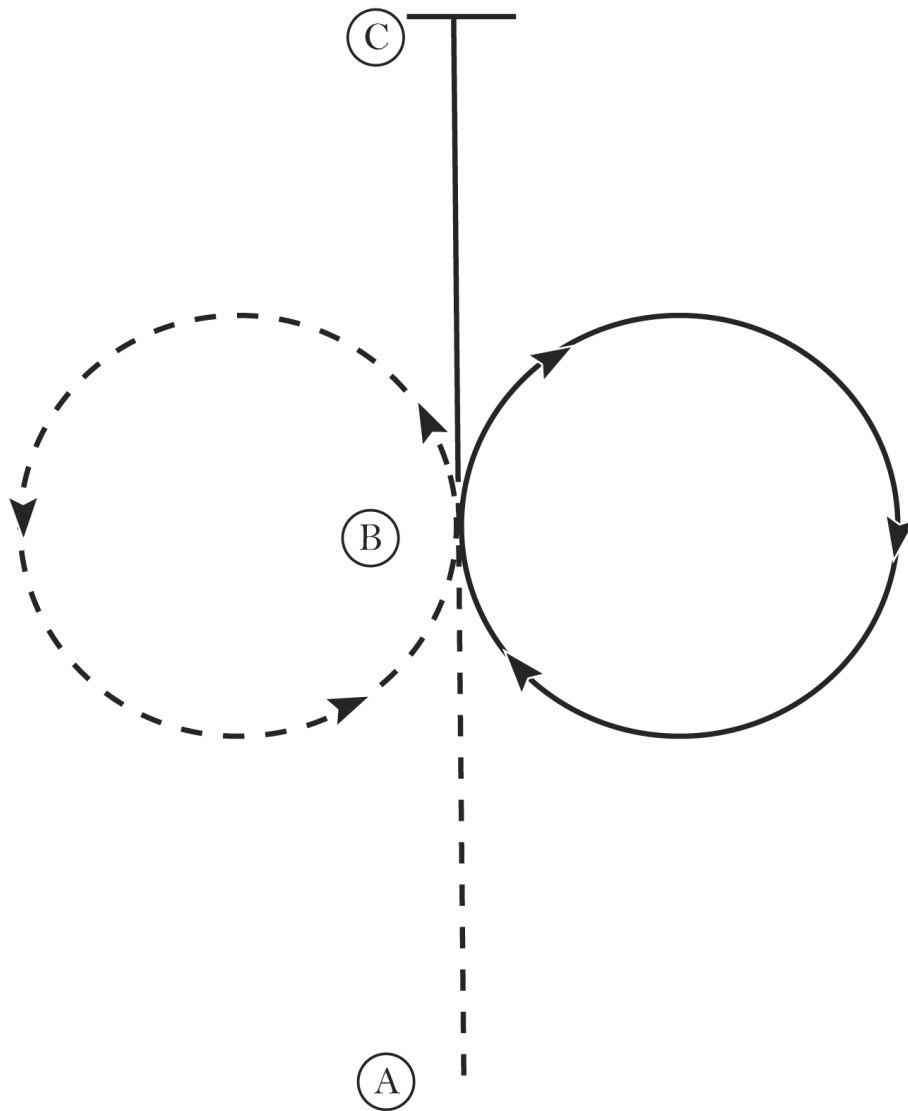
California State 4-H Horse Classic

# 4-H Western Show

## Green Horse & Pony Western Horsemanship

Show Date: 06-24-2023

1. Jog A to B
2. At B jog a circle to the left
3. At B lope a circle to the right on the right lead
4. Continue the lope to C
5. At C stop



Walk	.....
Jog	-----
Extended Jog	-----
Lope	—————
Leg Yield	
Lead Change	↘
Back	←←←←←
Marker	(B)
Sidepass	←←←←←

[WH/1-9]

Pattern Provided by:

California State 4-H Horse Classic

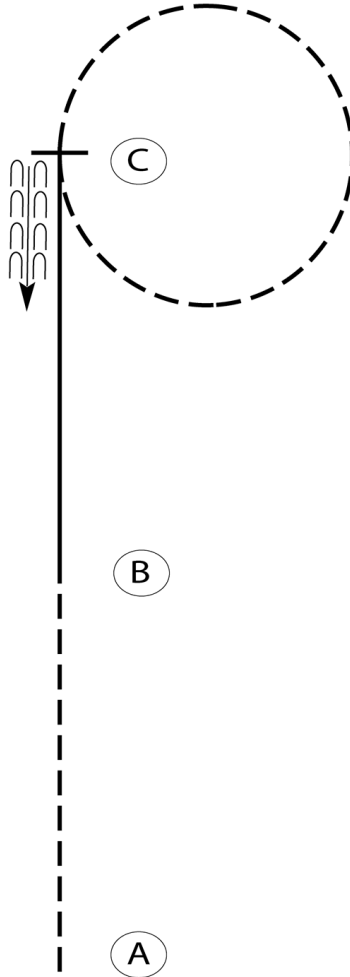
# 4-H Western Show

## Junior Western Horsemanship

Show Date: 06-24-2023

w w w . H o r s e S h o w P a t t e r n s . c o m

w w w . H o r s e S h o w P a t t e r n s . c o m



Be ready at A.

1. Jog from A to B.
2. Lope on the right lead to C.
3. Even with C, break to a jog and circle to the right.
4. Stop at C and back one horse length

Retire to the rail or line up at a jog.

Walk	-----
Jog	- - - - -
Extended Jog	- - - - -
Lope	—————
Leg Yield	
Lead Change	— / —
Back	← ← ← ← ← — — — — —
Marker	⊕
Sidepass	← — — — — →

[WH/1-20]

Pattern Provided by:

California State 4-H Horse Classic

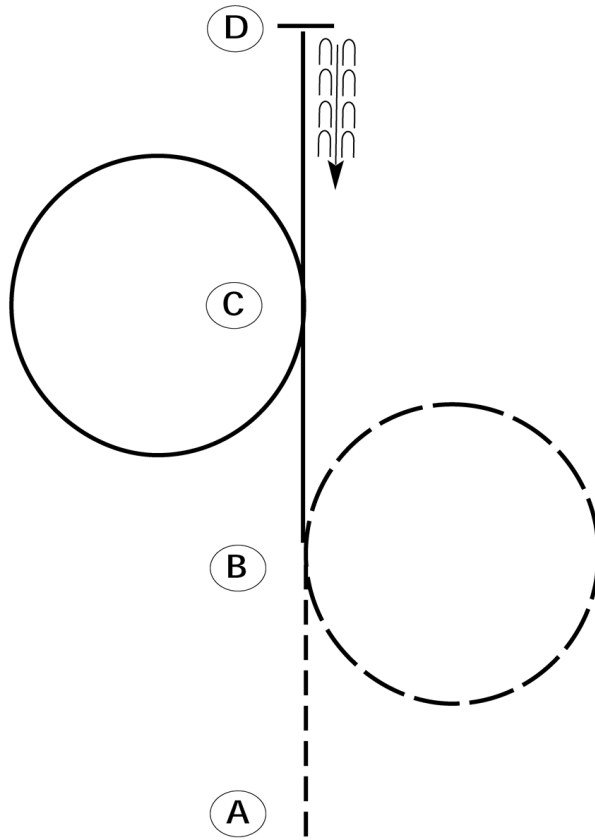
# 4-H Western Show

## Senior Western Horsemanship

Show Date: 06-24-2023

w w w . H o r s e S h o w P a t t e r n s . c o m

w w w . H o r s e S h o w P a t t e r n s . c o m



Be ready at A.

1. Jog from A to B.
2. Extend the jog in a circle to the right at B.
3. Lope on the left lead to C and circle to the left.
4. Continue to lope to D.
5. Stop and D and back one horse length.

Retire to the rail or line up at a jog.

Walk	-----
Jog	- - - - -
Extended Jog	- - - - -
Lope	—————
Leg Yield	
Lead Change	— / —
Back	← ← ← ← ←
Marker	⊙ B
Sidepass	← ——— →

[WH/2-24]

Pattern Provided by:

California State 4-H Horse Classic