



Event Registration:

- [Entry Form](#)
- **Supplemental Form (required for each category entered)***
- **Commentary for Fashion Show (required, see above for more details)***
- **Receipts (required for Purchased category only)***
- **Pictures required for the designated categories***
- ***Included in [entry form](#)**

Please remember: This event will evaluate youth's presentation skills. Each youth participating must create at least a 2 minutes long speech about their garments. Youth will be asked questions about their garment after their 2 minute talk. Presentations will be evaluated with this form: Informative Prepared Speech

Commentaries, Supplementary Forms, and Receipts (for Purchased) are *MANDATORY* and need to be submitted *WITH* the entry to be accepted! Please see the State Website for State Requirements!

Registration Information can be found [here!](#)

If you are an adult, or teen (14-18), that is interested in being an Evaluator, you can sign up [here](#).

Traditional - Participants in this category will construct garment(s), showcasing sewing skills and the ability to coordinate an outfit. The outfit must contain at least one constructed garment. Participants are encouraged to construct additional garments and/or accessories to complete the outfit. If the Traditional ensemble has additional sewn garments which cannot all be worn at once, for example a 4-piece suit containing coordinating pieces, the additional garments may be carried. All the coordinated sewn pieces will be evaluated. Accessories such as hats, shoes, belts or jewelry are evaluated as parts of the outfit. Non-clothing items that the member made to match the outfit such as a backpack, purse, pillow, or quilt may be carried and considered during the evaluation.

Consumer Science Purchased, \$40.00 Limit – The entire outfit, includes shoes but not sales tax needs to be purchased within a \$40.00 limit. **Receipts from the current 4-H year are required for any item that is visible.** Gifts, prior purchases, and items without receipts are not eligible for this category. Receipts from yard sales, etc. may be hand written. The member should consider value vs. cost, versatility, the shopping experience, and coordination of the outfit within the cost limit.

Cosplay Challenge – Cosplay is the practice of dressing to resemble a fictional character from a movie, book, or video game. Cosplay can also depict an original character or a historical character. Participants in this challenge will construct a cosplay costume. Start with a photo or drawing of the character that inspired the costume. Use any crafting techniques and any materials to make the costume. Pre-made, purchased costume kits, or parts of kits are not allowed. Accessories may be purchased. Do not include real or realistic weapons. The purchased garments may be used as a starting point for the costume (purchased jeans with sewn western shirt and vest; purchased blouse



with a hand made poodle skirt and scarf). The costume and its theme must be 4-H appropriate. For instance, you can modify the Wonder Woman outfit to wear pants, tights, or a longer skirt. The participant must be able to walk, sit, and use stairs while in the costume. "DisneyBounding" is not considered Cosplay for this challenge.

Box Challenge – Participants in this challenge will sew one or more garments that contain 2 different fabrics that are visible. They can be 2 different colors, 2 different textures, a print and a solid, or any other combination of 2 different fabrics. The fabric used for lining doesn't count. If one garment is sewn it has to contain 2 different fabrics. If more than one garment is sewn, the sewn garments together must contain 2 different fabrics. More than 2 fabrics may be used but that does not increase the scorecard points. In addition, choose from the following elements that are in your box. Junior members must include at least two (2) in their sewn garment(s). Intermediate members must include at least three (3). Senior members must include at least four (4).

In the box:

- Zipper, functional
- Buttonholes, at least 2 that are functional
- Pockets, 2, any type
- Collar, waistband, or set-in sleeve
- Gathering or ruffle
- Darts or pleats, 2 or more
- Trim. Examples are, but not limited to: fringe, lace, bias binding, piping, etc.
- Hand made accessory

Vintage Challenge – The term "vintage" is used to describe clothing between 20 and 100 years old that is also clearly representative of the era in which it was produced. To be called vintage, the piece should strongly reflect styles and trends associated with that era. Participants in this challenge will create an outfit that is inspired by or looks like a design from 1900-2000, using new fabric and notions. The entry must state the year or period of the design and include a drawing, photo, or description of the classic design that is being reproduced or duplicated. Add accessories to complete the outfit that are reminiscent of that time period. The outfit must feature at least one handmade garment made by the member. Other pieces of the outfit must be representational and recognizable as belonging to the same era as the hand-made garment.

Ideas for sources of inspiration include but aren't limited to: a sewing pattern that belonged to your parent, an outfit worn by your parent or grandparent in their youth, an iconic outfit worn by someone famous like Lucille Ball, James Dean, or Princess Diana, or use one of the new sewing patterns labeled Retro.



Butte County Fashion Revue Commentary Guidelines

The specific objectives of a narration are:

1. To introduce the member and his/her project.
2. To focus on skills learned in the clothing and textile project.
3. To express challenges, fashion trends, and cost savings.
4. To interest the audience in 4-H activities.
5. To describe the garment attractively.

Before you begin:

1. Analyze the garment. What is special about it? Be sure to include color descriptions!
2. List major features you want to describe, along with a few comments that relate to the garment and how it will be worn. Create an appealing mental picture with descriptive words.
3. Study mail order fashion catalogs, magazines, the pattern envelope, and advertisements to see how they describe similar features. This is especially useful for beginning projects such as skirts that don't have a lot of details.
4. Describe the garment by starting with the obvious, then call the audience's attention to details such as accessories that relate directly to the garment.
5. Write. Get down all you want to say. Don't worry about the length -- yet.
6. Use alliteration (words beginning with the same sound, i.e. "flirty flounce" for ruffle).
7. Use action words as much as possible. (A belt circles the waistline, a flaring hem swings, etc.)
8. Tell the biggest problem you encountered in sewing the outfit, what new sewing technique you learned. Saying you put in the sleeve six times can encourage some of your audience who are less skilled to keep on trying.
9. If there are two parts to your outfit, such as a coat and dress, mention the outer layer first.
10. Edit. Polish your narration, cut out repetitious phrases or ideas. Keep sentences short and avoid tongue twisters. Aim for clear, concise phrases that create audience interest. Make it as bright, crisp, and informative as possible. And also, add brief descriptions about any other entries you are presenting. You are only modeling one entry; any other entries will be displayed while you model your favorite. The audience is there to learn about new fashion as well as to be entertained.
11. Read your narration aloud to a friend. Does your friend know what you are talking about? Practice modeling with your narration. Do you think of other things that you might say? Re-edit and re-read. Be sure to write in the third person.
12. Add one sentence that talks about you, the model! Be sure to include your name and county, or city, either at beginning or closer to the end of the narration.
13. Finally, cut the narration to 100 words or less.
14. Print your finished commentary double-spaced on an 8 ½ x 11 piece of paper in 14 size font.
15. Complete your entry form, narration and all other forms required for your category and submit them before the deadline.



Outline to **HELP** you write a short commentary of your own. The commentary will be read during the fashion show while you are modeling your garment.

Name

Age

Club

Pattern(s) Used

Description of Fabric: color, texture, fabric design

Description of garment: Look at pattern envelope for key words to describe your garment.

What grade are you in? Which school?

Where do you plan to wear the garment?

Describe two items of special interest about yourself or your hobbies/activities:

Examples of Narrations

Gleaming in her sequined skirt, Kathleen Mitchell is modeling a stylish denim look. It is hard to believe, but this cloth was once a lonely remnant just waiting to be snatched up! This remnant now has a multi-purpose. For example, it will be this year's Easter outfit, and then be worn as a casual around-the-town skirt. It has a light and airy feeling, with its slit in the back. Her biggest challenge was matching the sequins as she cut out the fabric. This 11-year old home schooler loves Irish Dancing and sketching her fashion ideas. Kathleen is in her second year of sewing with the Pleasantville 4-H Club. She is enjoying every minute of it! (114 words. How would you get it to 100 words?)

Christina Williams will be warm and stylish in her new wool jacket and skirt. The black, 100% wool jacket is fully lined, with princess seams and a front, center zipper. She used a "New York Collection" Vogue pattern to sew her jacket and shortened it to fit her own personal style. The light blue, 100% Pendleton wool skirt is lined at the yoke and has an invisible zipper on the side. Christina designed the pleats herself, because she could not find a pattern that she liked. To put a finishing touch to the outfit, Christina designed and made her blue, Australian Crystal earrings. Christina has been in the Highland 4-H Club for 9 years and has been a Junior Leader for the sewing project for four years. Christina will enjoy wearing her new fashionable outfit. (136 words. What would you eliminate to get this down to under 100 words?)

Here comes Sally Sue modeling her blue skirt she made in her Clothing Level I project. This is Sally's first year in clothing I. While making the skirt, she learned how to take body measurements and how to sew straight seams. The skirt is made of 100% cotton. Sally has been sewing for 2 years. She purchased a white shirt to go with it along with a blue necklace to accessorize. Sally is a member of the Johnson Town 4-H club and has been in 4-H for 5 years. She looks forward to wearing her new outfit to school this fall. (100 Words)



Helpful Words for Writing a Commentary

accent
design
festive
coordinate
embellish
compliment
challenge
create
sew
construct

accessorize
unique
one of a kind
gleaming
outfit
modeling
wear
sparkly
chic
flounce

rare
closure
appeal
flatter
enhance
fashionable
stitch
highlight
classic
decorate

elegant
special
shimmering
adds to
stylish
trendy
modern
casual
unusual
pastel



Appendix:




1. California 4-H Dress Guidelines
 - a. All garments exhibited must abide by these guidelines
2. Informative Prepared Speech Scorecard
 - a. The oral presentation skills will be graded using this scorecard
3. Fashion Revue Scorecards
 - a. The presentation and technical skills used to produce the garment will be graded using these respective scorecards



Proper dress and grooming for an occasion is a matter of exercising good judgment. Dressing well for all 4-H occasions is a skill that individuals should gain knowledge of and value its significance. Adults, members and 4-H staff should encourage this important lesson.

General Guidelines

4-H encourages youth and adults to express their individuality within the parameters of the below general guidelines. All clothing shall be neat, clean, acceptable in repair and appearance, and should be worn as appropriate for 4-H events and activities. Articles of clothing that display profanity, products or slogans that promote tobacco, alcohol, drugs and sex are prohibited. All participants at 4-H programs should wear clothing (including swimsuits when needed) that is not revealing. Clothing and bathing suits should cover all reproductive anatomy, including breasts, genitals, and buttocks. Any participant whose clothing reveals reproductive anatomy will be asked to change into clothing that is not revealing. Items of clothing that expose bare midriffs, cleavage (front or back), undergarments or that are transparent (see-through) are prohibited. Clothing and footwear should be worn that is appropriate for the activity performed and the terrain the activity is performed in. Additional clothing considerations/restrictions may apply for safety reasons (see 4-H Safety Manual and/or the adult in charge of the event or activity). These general guidelines apply to 4-H members, adult volunteers, program participants and those in attendance at 4-H YDP events, meetings and activities.

	Casual (Meetings, travel days, evening entertainment, camp, etc.)	Business Casual (County and sectional contests, conference assemblies, workshops, roundtable discussions, etc.)	Business (Visits to state capitol, interviews, etc.)
Examples:	Jeans, khakis, shorts, skirts, t-shirts, tennis shoes, flip flops, sandals. 	Slacks or dress pants, button down shirts, polo shirts, blouse, dress/career shoes, boots. 	Suits with dress slacks or skirts, dress slacks with a shirt and tie, blouse, button down shirt, jacket or sweater, dress/career shoes, boots. 

It is the policy of the University of California (UC) and the UC Division of Agriculture & Natural Resources not to engage in discrimination against or harassment of any person in any of its programs or activities (Complete nondiscrimination policy statement can be found at <http://ucanr.edu/sites/anrstaff/files/176836.doc>). Inquiries regarding ANR's nondiscrimination policies may be directed to UCANR, Affirmative Action Compliance & Title IX Officer, University of California, Agriculture and Natural Resources, 2801 Second Street, Davis, CA 95618, (530) 750-1397.



INFORMATIVE PREPARED SPEECH

An Informative Prepared Speech

This format requires that the presenter write and deliver their own speech. The presenter will inform or educate the audience on a single issue or topic. The topic is only limited by age appropriateness of the topic for the member. Advocacy of political or religious views is not appropriate. The purpose of this category is to encourage participants to give a speech in which they seek out accurate information, organize it into a useful form, and competently present the information.

A speech has a clear and understandable theme or thesis. Citing sources can increase the credibility of the speech if it does not interfere with the delivery of the prepared speech. The presenter is expected to discuss the chosen topic intelligently, with a degree of originality, in an interesting manner, and with some benefit to the audience.

A prepared speech should have a clearly defined introduction, body, and summation. The body contains the development of the main ideas of the prepared speech. The summation should not introduce new material but should be used to reinforce the ideas developed in the body and cement the theme and main ideas in the minds of the audience.

Posters and Slides: None Allowed

Visual Aids: No visual aids will be used by the presenter to assist with the delivery of the prepared speech. No props are allowed.

Length: A speech generally lasts from two to five minutes and may extend up to 10 minutes based on age or experience. Exceeding 10 minutes in length does not result in disqualification but will be considered when evaluating the presentation.

Number of Presenters: Prepared speeches may only be given as an individual activity.

Questions: Only evaluators may ask questions. Time for questions may be limited.

Notes Cards: Notes on a 5"X7" card (single side) may be used by the presenter to assist with the delivery of the speech. The note card should be inconspicuous and not detract from the speech

Attire: Wear attire that is neat, clean, acceptable in repair and appearance. Attire does not display profanity, products or slogans that promote tobacco, alcohol, drugs, or sex. Costumes may be worn.



✿ UC 4-H PRESENTATION EVALUATION FORM

Informative Prepared Speech

Date					
Location	<input type="checkbox"/> Club/Unit <input type="checkbox"/> County <input type="checkbox"/> Regional <input type="checkbox"/> State <input type="checkbox"/> Other				
County			Title		
Member Name			Age		
Member Name			Age		
Member Name			Age		
A. Technical Requirements: Following the presentation guidelines (page 15) Total Possible: 2					
			Not met (0 Points)	Met (1 Point)	Points
1. Length was within 2-10 minutes?			No	Yes	
2. Appearance: Appropriate attire for the occasion			Distracting	Enhancing	
B. Content: The purpose of the presentation and the information and ideas presented (page 6) Total Possible: 8					
3. Content was appropriate for the presenter's ability	(0 pts) Too basic for ability	(0 pts) Too advanced for ability	(1 pt) Within acceptable margins for ability		
4. Presenter demonstrated knowledge of the content	(0 pts) Lack of knowledge demonstrated		(1 pt) Partial knowledge of content demonstrated	(2 pt) Full knowledge of content demonstrated	
5. References included in the presentation	(0 pts) No references presented		(1 pt) References presented		
6. Response to questions	(0 pts) Not able to answer questions		(1 pt) Able to partially answer questions	(2 pts) Able to fully answer questions	
7. Purpose of presentation accomplished effectively	(0 pts) Purpose was not accomplished		(1 pt) Purpose was partially accomplished	(2 pts) Purpose was fully accomplished	
C. Structure: The framework that organizes the content (page 7) Total Possible: 15					
8. Introduction: An opening device; personal introduction; states purpose	(0 pts) None included	(1 pt) Included one aspect	(2 pts) Included two aspects	(3 pts) Included all aspects	
9. Body: Follows steps in logical order; smooth transitions	(0 pts) No	(1 pt) Included one aspect	(2 pts) Included two aspects		
10. Conclusion: Includes summary; asks for questions	(0 pts) No	(1 pt) Included one aspect	(2 pts) Included two aspects		
11. Presentation was well-structured to help audience understand and remember ideas	(0 pts) Steps not followed in a logical order	(1 pt) Presentation structured adequately	(2 pts) Presentation was highly structured and planned		
12. Theme/Thesis was clear, and speech was informative in nature	(0 pts) Theme was unclear and speech was uninformative	(1 pt) Theme was clear and information was sufficiently presented to inform the audience	(2 pts) Theme was clear and information was effectively presented to inform audience		
13. Information was discussed in an intelligent and original manner	(0 pts) Information was inadequately discussed	(1 pt) Information was sufficiently discussed	(2 pts) Information was intentionally and effectively discussed in a highly intelligent and original manner		
14. Presentation held audience attention	(0 pts) Not maintained	(1 pt) Partially maintained	(2 pts) Fully maintained		

✿ UC 4-H PRESENTATION EVALUATION FORM

D. Mechanics of Presenting (pages 8 to 9) Total Possible: 12					
15. Verbal: Projection; tone; speech rate; vocal variety	(0 pts) Was not effective to convey content	(1 pt) Sufficient to convey content	(2 pts) Effectively used to convey content	(3 pts) Intentional and dynamic use of verbal devices to convey content	
16. Non-verbal: Facial expressions; gestures to reinforce important points	(0 pts) Was not effective to convey content	(1 pt) Sufficient to convey content	(2 pts) Effectively used to convey content	(3 pts) Intentional and dynamic use to convey content	
17. Eye contact with audience	(0 pts) No eye contact	(1 pt) Some eye contact	(2 pts) Sufficient eye contact	(3 pts) Intentional and effective use of eye contact	
18. Poise and confidence	(0 pts) Not displayed	(1 pt) Somewhat displayed	(2 pts) Sufficiently displayed	(3 pts) Effectively displayed	
(37 possible) Total Score:					

COMMENTS

PLEASE PRINT NEATLY AND LEGIBLY. PLEASE WRITE COMMENTS TO THE PRESENTER.

What did I do well? What could I have done differently to make my presentation more effective?	
Evaluator Name	

It is the policy of the University of California (UC) and the UC Division of Agriculture & Natural Resources not to engage in discrimination against or harassment of any person in any of its programs or activities (Complete nondiscrimination policy statement can be found at <http://ucanr.edu/sites/anrstaff/files/215244.pdf>). Inquiries regarding ANR's nondiscrimination policies may be directed to UCANR, Affirmative Action Compliance & Title IX Officer, University of California, Agriculture and Natural Resources, 2801 Second Street, Davis, CA 95618, (530) 750-1343.

2021 Butte County 4-H Fashion Revue – Box Challenge Scorecard

Name _____

Placing Medalist: 25-28

County _____

Blue: 18-24

Division: Junior: 9-10 Intermediate: 11-13 Senior: 14-19

Red: 11-17

White: 7-10

	Excellent 4	Very Good 3	Satisfactory 2	Needs Improvement 1	Score
EXHIBITOR					
Self Esteem, Poise, & Posture	Confident & self-assured, models outfit to its best advantage; great use of gestures, eye contact, and facial expressions.	Good confidence, poise, posture, gestures, expressions, and eye contact.	Presents outfit with limited enthusiasm, poise, eye contact, gestures, and expressions.	Appears awkward or uncomfortable when presenting outfit. Lack of gestures, eye contact, or facial expressions.	
Personal Appearance & Grooming	Neat, spotless clean, well-groomed, well-pressed appearance.	Well groomed, neat appearance.	Minor problems with grooming; shoes or pressing need attention.	Appearance and grooming need more attention. Outfit shows wear.	
Verbal & Written Communication	Thorough knowledge of construction, fabric, fiber content, cost vs. value, and care.	Able to answer questions about garment care, fabric content, construction techniques.	Basic knowledge of construction techniques and cost vs. value.	Difficulty giving complete answers or providing answers to some questions.	
GARMENT(S)					
Creativity & Originality	Unusual, inventive techniques and skills for box items. Outstanding harmony of style and color. Learning skills challenged.	Creative techniques for box items. Competent use of imagination. Good balance of style and color. Appropriate skill level.	Box items enhance the design with limited innovation. Adequate balance of style and color. Relatively easy skills used.	Little innovation shown in color balance, design, detail, or use of box items. Learning new skills not demonstrated.	
Fit	Fit enhances personal attributes. A great fit of neck, shoulder, sleeves, waist, crotch, and side seams.	Well sized for style and body type; allows adequate ease of movement.	Minor adjustments needed in fit of entry.	Entry has fit defects that detract from overall appearance.	
Workmanship as it relates to outside appearance	Well-constructed, durable, quality entry. Good seam lines, darts, and grain lines.	Minor construction flaws which do not affect the overall appearance or durability.	Construction techniques show, affecting appearance and durability.	Construction techniques and workmanship detract from garment.	
Coordinated total look	Smart, well put together look. All aspects complement the model. Accessories enhance overall look.	Fabric, color and design complement the model. Accessories relate well to look of outfit.	Suitable for model; accessories add little interest to outfit.	Looks incomplete; design elements are not cohesive.	
EVALUATOR:				TOTAL POINTS	

Disqualification: Entry does not feature two different fabrics and/or fails to use the appropriate number of items in the box.

Comments: What was especially good about this entry and what can be done to improve it?

2021 Butte County 4-H Fashion Revue - Consumer Science Purchased Scorecard

Name _____ Placing Medalist: 25-28
 County _____ Blue: 18-24
 Division: Junior: 9-10 Intermediate: 11-13 Senior: 14-19 Red: 11-17
 White: 7-10

	Excellent 4	Very Good 3	Satisfactory 2	Needs Improvement 1	Score
EXHIBITOR					
Self Esteem, Poise, & Posture	Confident & self-assured, models outfit to its best advantage; great use of gestures, eye contact, and facial expressions.	Good confidence, poise, posture, gestures, expressions, and eye contact.	Presents outfit with limited enthusiasm, poise, eye contact, gestures, and expressions.	Appears awkward or uncomfortable when presenting outfit. Lack of gestures, eye contact, or facial expressions.	
Personal Appearance & Grooming	Neat, spotless clean, well-groomed, well-pressed appearance.	Well groomed, neat appearance.	Minor problems with grooming; shoes or pressing need attention.	Appearance and grooming need more attention. Outfit shows wear.	
Verbal & Written Communication	Thorough knowledge of fabric, fiber content, cost vs. value, and care.	Able to answer questions about care, fabric content, and cost vs. value.	Basic knowledge of care and cost vs. value.	Difficulty giving complete answers or providing answers to some questions.	
GARMENT(S)					
Shopability & Versatility	Outfit pieces add excellent functionality and versatility to wardrobe. Multiple shopping sources used. Learned new purchasing skills and gained new attitudes through the shopping experience.	Outfit pieces add some functionality and versatility to existing wardrobe. Learned new consumer skills.	Bought outfit pieces without much concern for functionality; adds limited versatility to wardrobe. New consumer skills not obvious without questioning.	No new skills and limited shopping experience indicated. Outfit pieces do not add functionality and versatility with existing wardrobe.	
Cost vs. Value	Great quality for money invested. Value of items far exceeds the cost paid. Cost and time for care are not excessive.	Good quality for money invested. Value is higher than cost. Cost and time for care are reasonable.	Average quality for money invested. Value is slightly higher than cost. Cost and time for care were not considered.	Poor quality for money invested. Value is equal to or lower than cost. Cost and time for care exceeds value of garment.	
Fit	Fit enhances personal attributes. A great fit of neck, shoulder, sleeves, waist, crotch, and side seams.	Well sized for style and body type; allows adequate ease of movement.	Minor adjustments needed in fit of entry.	Entry has fit defects that detract from overall appearance.	
Coordinated total look	Smart, well put together look. All aspects complement the model. Accessories enhance overall look.	Fabric, color and design complement the model. Accessories relate well to look of outfit.	Suitable for model; accessories add little interest to outfit.	Looks incomplete; design elements are not cohesive.	
EVALUATOR:					TOTAL POINTS

- Disqualification: Entry did not include current 4-H year receipts for all visible items including shoes.
 Disqualification: Entry exceeds the \$40.00 expenditure limit, not counting sales tax.

Comments: What was especially good about this entry and what can be done to improve it?

2021 Butte County 4-H Fashion Revue - Cosplay Challenge Scorecard

Name _____ Placing Medalist: 25-28
 County _____ Blue: 18-24
 Division: Junior: 9-10 Intermediate: 11-13 Senior: 14-19 Red: 11-17
 White: 7-10

	Excellent 4	Very Good 3	Satisfactory 2	Needs Improvement 1	Score
EXHIBITOR					
Self Esteem, Poise, & Posture	Confident & self-assured, models outfit to its best advantage; great use of gestures, eye contact, and facial expressions.	Good confidence, poise, posture, gestures, expressions, and eye contact.	Presents outfit with limited enthusiasm, poise, eye contact, gestures, and expressions.	Appears awkward or uncomfortable when presenting outfit. Lack of gestures, eye contact, or facial expressions.	
Personal Appearance & Grooming	Neat, spotless clean, well-groomed, well-pressed appearance.	Well groomed, neat appearance.	Minor problems with grooming; shoes or pressing need attention.	Appearance and grooming need more attention. Outfit shows wear.	
Verbal & Written Communication	Thorough knowledge of character, construction, fabric, fiber content, cost vs. value, and care.	Able to answer questions about character, garment care, fabric content, construction techniques.	Basic knowledge of character, construction techniques and cost vs. value.	Difficulty giving complete answers or providing answers to some questions.	
COSTUME					
Creativity & Originality	Unusual, inventive techniques and skills enhance the design. Outstanding vision in character development and costume creation.	Good design elements. Imaginative techniques used in character development and creation of costume.	Some enhancement to the design. Innovation and imagination lacking in some aspects of the costume and character development.	Little innovation shown in character development, design, detail, or flair of costume.	
Use of Color and Materials	Exceptional use of materials and color, expressing individuality. Learning skills challenged.	Skillful use of materials and color scheme, showing innovation. Difficulty of skills at appropriate level.	Materials, texture, and color work together. Relatively easy skills used.	Materials and color scheme not compatible with the characteristics of the costume. Learning of new skills not demonstrated.	
Workmanship as it relates to fit and outside appearance	Well-constructed, durable, quality costume. Construction detail suited to style and materials. Costume fits well.	Minor construction flaws which do not affect the overall fit, appearance or durability of the costume.	Construction techniques show, affecting fit, durability, and appearance.	Costume has major fit or workmanship defects that affect the overall appearance and durability.	
Coordinated total look	Excellent depiction of character. Accessories and embellishments strongly enhance style and overall look of the costume.	Good depiction of character. Accessories and embellishments complement the style and overall look of the costume.	Costume represents character. Accessories and embellishments add some interest to costume.	Costume unrelated to character. Outfit looks incomplete. Design elements are not cohesive.	
EVALUATOR:				TOTAL POINTS	

Disqualification: Costume or theme not 4-H appropriate. Outfit uses pre-made costume, purchased costume kit or part(s) of a kit.

Comments: What was especially good about this entry and what can be done to improve it?

2021 Butte County 4-H Fashion Revue - Traditional Scorecard

Name _____ Placing Medalist: 25-28
 County _____ Blue: 18-24
 Division: Junior: 9-10 Intermediate: 11-13 Senior: 14-19 Red: 11-17
 White: 7-10

	Excellent 4	Very Good 3	Satisfactory 2	Needs Improvement 1	Score
EXHIBITOR					
Self Esteem, Poise, & Posture	Confident & self-assured, models outfit to its best advantage; great use of gestures, eye contact, and facial expressions.	Good confidence, poise, posture, gestures, expressions, and eye contact.	Presents outfit with limited enthusiasm, poise, eye contact, gestures, and expressions.	Appears awkward or uncomfortable when presenting outfit. Lack of gestures, eye contact, or facial expressions.	
Personal Appearance & Grooming	Neat, spotless clean, well-groomed, well-pressed appearance.	Well groomed, neat appearance.	Minor problems with grooming; shoes or pressing need attention.	Appearance and grooming need more attention. Outfit shows wear.	
Verbal & Written Communication	Thorough knowledge of construction, fabric, fiber content, cost vs. value, and care.	Able to answer questions about garment care, fabric content, construction techniques.	Basic knowledge of construction techniques and cost vs. value.	Difficulty giving complete answers or providing answers to some questions.	
GARMENT(S)					
Choice of Style	Learning skills challenged. Outstanding style for fabric, trim, construction; pleasing for body type. Provides great flexibility in wardrobe.	Appropriate skill level. Good balance of style for fabric, construction and body type. Provides wardrobe flexibility.	Relatively easy skills used. Adds some flexibility to wardrobe.	Learning new skills not demonstrated. Style very simple. Not suited to body type. Adds little flexibility to wardrobe.	
Fit	Fit enhances personal attributes. A great fit of neck, shoulder, sleeves, waist, crotch, and side seams.	Well sized for style and body type; allows adequate ease of movement.	Minor adjustments needed in fit of entry.	Entry has fit defects that detract from overall appearance.	
Workmanship as it relates to outside appearance	Well-constructed, durable, quality entry. Good seam lines, darts, and grain lines.	Minor construction flaws which do not affect the overall appearance or durability.	Construction techniques show, affecting appearance and durability.	Construction techniques and workmanship detract from garment.	
Coordinated total look	Smart, well put together look. All aspects complement the model. Accessories enhance overall look.	Fabric, color and design complement the model. Accessories relate well to look of outfit.	Suitable for model; accessories add little interest to outfit.	Looks incomplete; design elements are not cohesive.	
EVALUATOR:					TOTAL POINTS

Comments: What was especially good about this entry and what can be done to improve it?

2021 Butte County 4-H Fashion Revue – Vintage Challenge Scorecard

Name _____ Placing Medalist: 25-28
 County _____ Blue: 18-24
 Division: Junior: 9-10 Intermediate: 11-13 Senior: 14-19 Red: 11-17
 White: 7-10

	Excellent 4	Very Good 3	Satisfactory 2	Needs Improvement 1	Score
EXHIBITOR					
Self Esteem, Poise, & Posture	Confident & self-assured, models outfit to its best advantage; great use of gestures, eye contact, and facial expressions.	Good confidence, poise, posture, gestures, expressions, and eye contact.	Presents outfit with limited enthusiasm, poise, eye contact, gestures, and expressions.	Appears awkward or uncomfortable when presenting outfit. Lack of gestures, eye contact, or facial expressions.	
Personal Appearance & Grooming	Neat, spotless clean, well-groomed, well-pressed appearance.	Well groomed, neat appearance.	Minor problems with grooming; shoes or pressing need attention.	Appearance and grooming need more attention. Outfit shows wear.	
Verbal & Written Communication	Thorough knowledge of construction, fabric, fiber content, cost vs. value, care, and how outfit represents era.	Able to answer questions about garment care, fabric content, construction techniques, and era.	Basic knowledge of construction techniques and cost vs. value.	Difficulty giving complete answers or providing answers to some questions.	
GARMENT(S)					
Choice of Style	Highly skilled presentation for era; outstanding style for fabric, trim, and construction; pleasing for body type. Learning skills challenged.	Entry represents style of designated era. Good balance of style for fabric, construction and body type. Appropriate skill level.	Fabric and design are an adequate resemblance of era. Relatively easy skills used.	Design reflects mixed eras or does not match designated era. Style very simple. Learning new skills not shown.	
Fit	Fit enhances personal attributes. A great fit of neck, shoulder, sleeves, waist, crotch, and side seams.	Well sized for style and body type; allows adequate ease of movement.	Minor adjustments needed in fit of entry.	Entry has fit defects that detract from overall appearance.	
Workmanship as it relates to outside appearance	Well-constructed, durable, quality entry. Good seam lines, darts, and grain lines.	Minor construction flaws which do not affect the overall appearance or durability.	Construction techniques show, affecting appearance and durability.	Construction techniques and workmanship detract from garment.	
Coordinated total look	Smart, well put together look. All aspects complement the model. Accessories enhance overall look and reflect the era.	Fabric, color and design complement the model. Accessories relate well to look of outfit and era.	Suitable for model; accessories add little interest to outfit and little relation to era.	Looks incomplete; design elements are not cohesive and do not reflect the era.	
EVALUATOR:				TOTAL POINTS	

Disqualification: Sewn garment(s) does not represent a style or era found between 1900 to 2000.

Comments: What was especially good about this entry and what can be done to improve it?