



Master Composter

August 26th, 2024

NEWSLETTER

Jack and Mike help move and work on bike trommel compost sifter at Wednesday workday

Introduction

In this week's newsletter:

- Page 1: Week recap
- Page 2: Upcoming!
- Page 3: Important Links
- Page 4: MCP Updates: 3rd Saturday!
- Page 5: Evaluations & Feedback
- Page 6: New Compost bins!
- Page 7: Food for thought: Compost (& related topics) in the news

Week Recap

- Mint, Derek, Videhi, and Pavan rocked the Back Yard Compost Workshop at Eddie Souza Community Garden!
- We started devising some new plans for our site at Martial Cottle Park that include a pollinator garden
- Nathan Lao helped build a social media and outreach plan for the program
- We updated the school request form

Upcoming Workshops Needing Volunteers:

Saturday 9/7/2024 Help Russ!	DIY Worm Bin Build & Hot Pile Demonstration	MCP Compost Demo Site	San Jose
Saturday 9/14/2024 Help Videhil!	Worm Composting	Elizabeth Gamble Garden 1431 Waverley St Palo Alto, CA 94301	Palo Alto
Saturday 9/28/2024	Compost Basics	Cupertino Library	Cupertino

Upcoming Tabling Needing Volunteers:

Saturday, September 14, 2024	10:00 am to 5:00 pm	Tiny Home Expo	San Jose
Saturday, October 5, 2024	9:00 am - 11:30 am	MG's Fall Festival Fall Garden Fair	San Jose
Saturday, September 21, 2024	11:00 am Setup 12:00 pm to 2:00 pm	Pomeroy Community Garden Day	Santa Clara

Upcoming: Kids Composting

Tessellations 9/4	6th & 7th grade	Vermicomposting	1170 Yorkshire Dr	Cupertino
Russo/McEntee Academy 9/16-17	K-2 & 3-5	Vermicomposting	2851 Gay Ave	San Jose
Hellyer Elementary 9/30 or 10/14	K-3	Vermicomposting	725 Hellyer Ave	San Jose

Important Resources



- **Log your hours** continuously throughout the year so you don't get stuck in the June **reappointment** slump!
- You can find previous **recorded CE speakers** on the private Master Composter website.
- Looking for example presentations and other helpful resources? Check out our shared **Google Drive**.
- Bookmark & save the **Continuing Education** **Zoom** link
- Rot Crew Calendar:



Log your volunteer hours here!

Watch the meeting recordings here

Explore the Google Drive here

First Tuesday CE Link
First Tuesdays each month

6:30-8:00 P.M

Meeting ID: 919 3088 0896

Rot Crew Calendar Link

Signup Sheet Links

WORKSHOP SIGNUP

CLASSROOM SIGNUP

EVENT SIGNUP



MCP Updates



Third Saturday Work Day and Monthly Meeting September 21st

- **Please join us for a fun workday and monthly meeting**
- **Monthly Meeting will be held right after. Please join and log your attendance!**

Volunteer Appreciation Celebration Postponed Date TBD!!!

- **No Work Day but will be a potluck gathering**
- **Probably October or November**

Wednesday Workdays

- Join us at Martial Cottle Park from 9am -11
- Weather permitting
- Check the [rot crew google calendar](#) for more information
- This Wednesday, we will be preparing our DIY Worm Bin Build Workshop for September 7th
- **Come water our new trees! They need water at least twice a week. Get some volunteer hours by helping us water them.**

Remember to post **scan the QR code by the worm CFT** any time you come to Martial Cottle Park to let us know what you've done there!

- **Bring newspapers Martial Cottle Park!**



EVALUATIONS

*FEEDBACK FROM YOU AND
FOR YOU*



What we learned from our most recent workshop:

- People often forget to answer the first question of the survey “Are you currently Composting?” so let’s remind them!
- Overall people want to know more about preventing rodent and pests in their compost




Remember that we’re always learning and growing and so this feedback is very informative for helping us be the best educators we can be!



**What is your favorite CA Native
Pollinator-Friendly plant?
Let us know in the survey below!**

**Fill Out this
Survey.**



NEW HOME COMPOSTER BINS

>>> NEW BINS

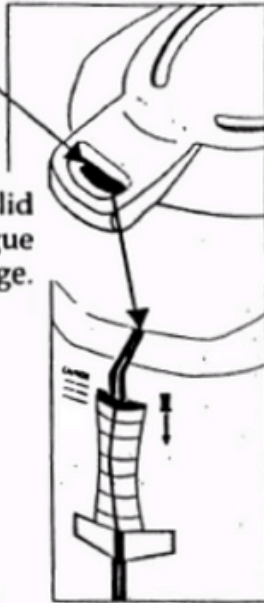
AWESOME TIPS

We are now selling Home Composter bins in addition to our Free Garden Earth Compost bins and so I thought it would be important to let you know how we have been using them and give some instruction on how to teach people to turn them!

Assembly Instructions (continued)

Set the lid on top, placing the handle lid (A) tongue below where the two body halves meet. To secure the lid, slide the lid lock from open to the lock position.

(B) Slide lid handle tongue under body edge.



The HOME COMPOSTER™

Composting recycles leaves, grass, yard trimmings, and vegetative scraps from the kitchen into humus, a valuable amendment that improves the fertility and health of your soil. The HOME COMPOSTER™ has several features to assist and to speed up the decomposition process.


- The bin easily disassembles to facilitate turning, aerating, and harvesting.
- The locking lid with rain catchment system helps maintain ideal moisture.
- The two doors allow the monitoring of compost and the harvesting of small quantities. The unique design allows the doors to stay in upright position when opened.

The process of decomposition occurs naturally on the forest floor, without turning or aerating. Enclosed compost bins mimic this natural system with optimal dark and damp conditions for decay. However, turning and aerating can speed up the composting process. The HOME COMPOSTER™ gives you several easy options to turn, mix, and/or harvest your pile.

EXPERT ADVICE

Lifting the Unit Off the Pile

The bin's large opening makes it convenient to turn and mix materials from the top. But if you prefer to move the bin, it's very important to remove the lid before lifting the HOME COMPOSTER™ so as not to stress the lid locks. Then lift the unit off the ground and set it next to the pile. Next, pitchfork the pile back into the bin. Depending on time and conditions, the bottom portion of the compost may be ready to harvest.



Separating the Body Halves

When separating the two body halves, it's important to always remove all four slide locks. Then move one body half away from the pile. Large quantities of finished compost can now be harvested from the bottom of the pile. Then place the two body halves together and slide the four slide locks into position.





COMPOST

in the

NEWS

*Articles are hyperlinked at the bottom of each box

Why this B.C. municipality wants to ban stickers on fruits and vegetables

Vinyl stickers are causing problems with composting

Cheryl Chan, Vancouver Sun



Can you safely home compost clothing? Yes, with a few big caveats

While natural fibres are technically brown compostable materials, not everything that goes into a garment is written on the care label

By Lucianne Tonti



Victoria Roberts
vrroberts@@ucanr.edu
(408) 918-4641

August 26th,
2024