

Plumas-Sierra-Butte Livestock & Natural Resources

Fall 2019

Overview Upper Feather River Watershed

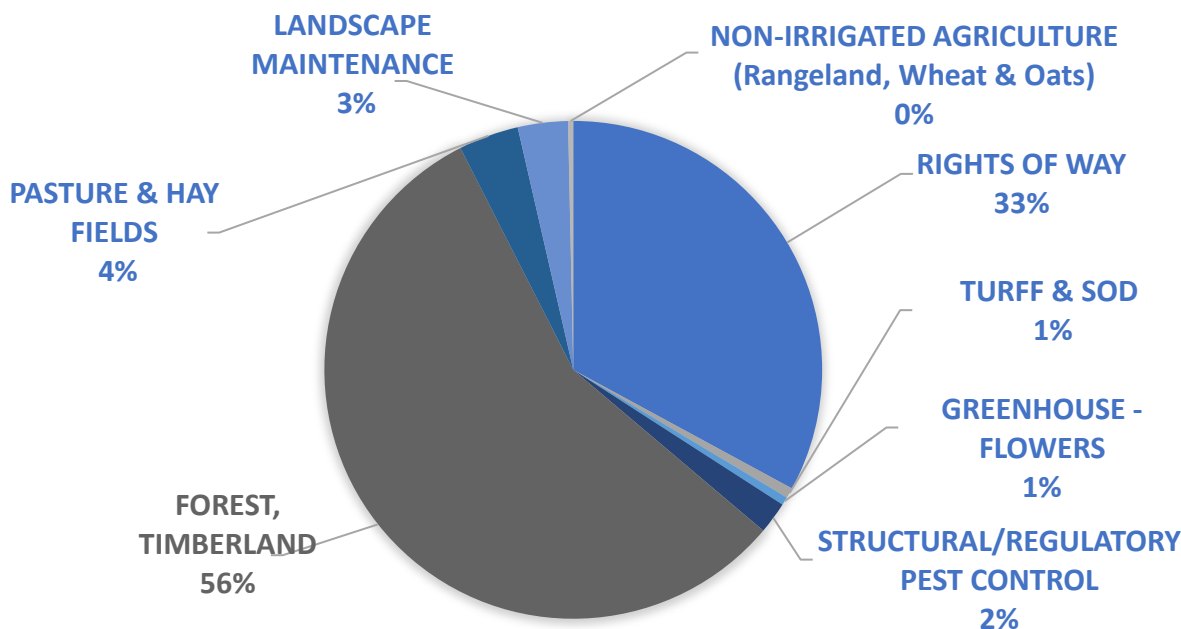
Tracy Schohr, Livestock and Natural Resources Advisor Plumas, Sierra and Butte counties

- 30,982 acres enrolled in the Upper Feather River Watershed Coalition - Irrigated Lands Regulatory Program.
- Alfalfa hay, meadow hay and pasture are the predominate crops irrigated in the region.
- **69% of acres have NO PESTICIDES APPLIED**
 - o Spot treatments and roadside treatments on a parcel enrolled are included in the 31%
- **74% of acres DO NOT APPLY NITROGEN**

Source: Upper Feather River Watershed Coalition

Limited Pesticide Use by Agriculture in Region

Pesticide Use in Plumas and Sierra County (2016)



4% of Pesticide Use in Watershed is on Pasture & Hay Fields

Source: Department of Pesticide Regulation

Total pounds of pesticide active ingredients reported in each county and their rank during 2015 and 2016.

	Area (sq. mi.)**	2016*		2015*	
		Pounds Applied	Rank	Pounds Applied	Rank
Sierra County	953	11,305	55	6,504	56
Plumas County	2,533	38,440	50	20,971	52
Solano County	822	1,346,221	26	1,462,366	26
Madera County	2,137	11,425,670	5	11,323,030	5

*Department of Pesticide Regulation https://www.cdpr.ca.gov/docs/pur/pur16rep/lbsby_co_16.pdf

**California State Association of Counties <http://www.counties.org/pod/square-mileage-county>

Low Agricultural Economic Value in Region

	Plumas		Sierra Valley	
	Value Per Acre	Annual Rent	Value Per Acre	Annual Rent
Irrigated Pasture Meadow, Acre	\$1,000-\$2,000	\$15-\$35 AUM	\$2,500-\$3,500	\$20-\$30 AUM
Irrigated Crop Land, Acre	\$7,000-\$8,000	no data	\$2,000-\$5,000	no data

Source: CA Chapter of American Society of Farm Managers and Rural Appraisers, 2018 Trends

Grazing Case Study – AUM Rate to Acre Rent Value



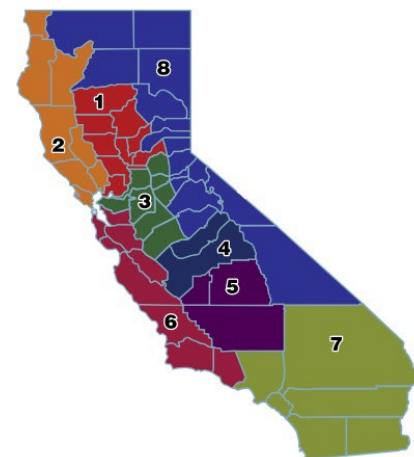
\$25	Typical Lease Rate, per Animal Unit Month (AUM)
200	Grazable acres
50	Stocking Rate (cows/acre, typical) 1 cow per 4 acres, 50 cows total
6	Grazing Season (May-October) 6 months
300	Total AUMs (50 cows x 6 months) 300 AUMs
\$7,500	Total Lease Payment (\$25 x 300)
\$37.50	Per Acre Lease Rate (\$7,500 ÷ 200 ac)

UC Cooperative Extension

Value of agriculture production in Upper Feather River Watershed is significantly lower

Crop	Value Per Acre	Rent Range	Annual Rent (avg.)
Almonds (Region 3)	\$20,000-\$40,000	18-30%	\$ 3,600.00
Walnuts (Region 3)	\$20,000-\$35,000	20-30%	\$ 6,437.50
Pistachios (Region 4)	\$17,000-\$36,000	25-30%	\$ 7,287.50
Tree Fruit (Region 4)	\$18,000-\$30,000		\$ 1,000.00
Citrus (Region 4)	\$17,000-\$32,000		\$ 750.00
Raisin Grapes (Region 4)	\$20,000-\$30,000	20-25%	\$ 5,625.00
Table Grapes (Region 5)	\$30,000-\$40,000		\$ 750.00

Source: CA Chapter of American Society of Farm Managers and Rural Appraisers, 2018 Trends



Contact: Tracy Schohr, Livestock and Natural Resources Advisor - Plumas, Sierra and Butte Counties
 tkschohr@ucanr.edu - 916-716-2643 cell