




A step-by-step guide to using

Match.Graze


FIND YOUR PERFECT GRAZING MATCH!



1 


Create a FREE account

To become a grazer or to have your property grazed, create your FREE account by visiting MatchGraze.com. Here, you can fill out basic information about yourself.

2 

Register a Pin

Once you have created your free account, it's time to register a pin. You can do so by entering information about the animals you have available for grazing, or land that you are looking to have grazed on.

3 

Start Grazing!

It is now time to connect with other users in your area! It really is *that* simple to find your perfect grazing match!

No two grazing operations are the same and determining your grazing need requires thoughtful consideration. This is something UCCE can help you figure out! For additional support in determining your grazing need, contact your local UCCE County Office or visit MatchGraze.com

