



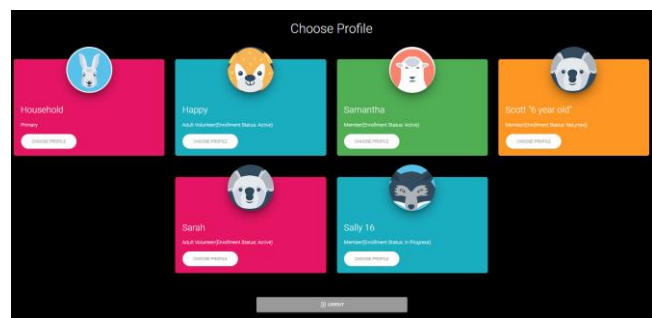
For Families: Updating Health History Information

Purpose:

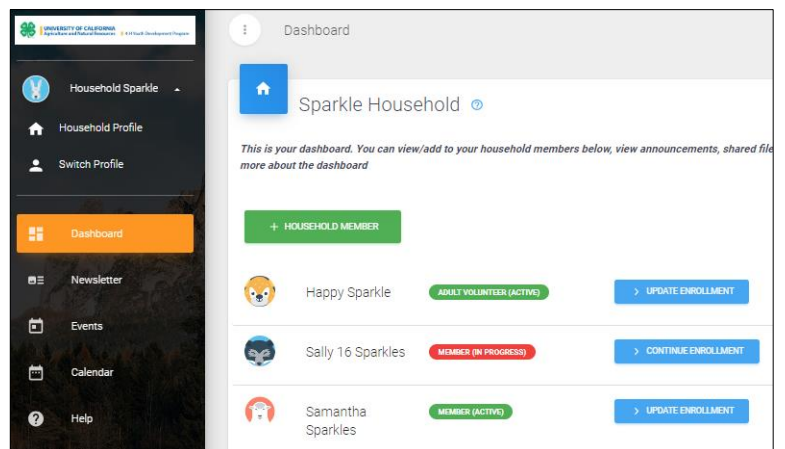
Families enter Health History information as part of the enrollment process. Should this information change during the program year, families should make sure to update the Health History information in the enrollment system.

Update Health History Information

1. Login to your Household account.
2. Select your Household Primary profile by clicking **CHOOSE PROFILE**.
3. Enter your ZSuite PIN.

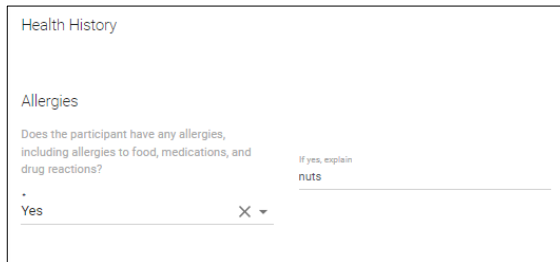
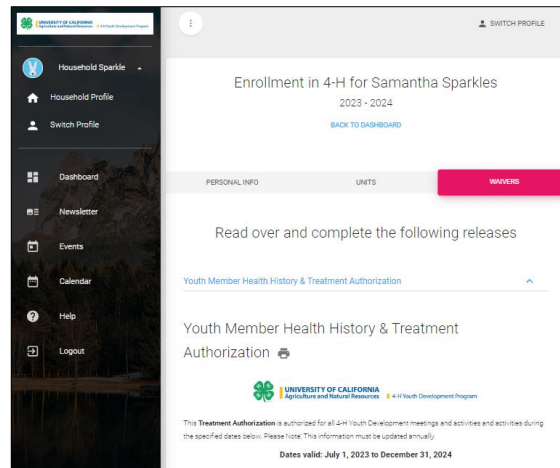


4. From the Dashboard, locate the youth member you wish to update Health History information and click **UPDATE ENROLLMENT**.

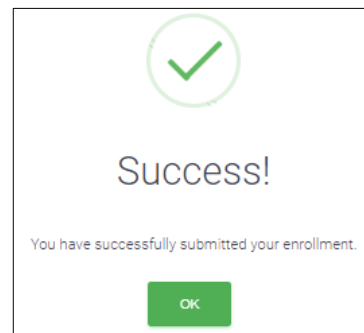



5. Click **WAIVERS** to go to the Youth Member Health History.
6. Scroll to the *Health History* section and update any of the following information:
 - a. Allergies
 - b. Authorized Medications
 - c. Conditions
 - d. Remarks

Families cannot change the treatment of authorization response or any other waiver information for an Active enrollment.



7. When complete, scroll to bottom of page and click **SUBMIT CHANGES**.
8. The system will process the change and provide a confirmation you have submitted the changes.



FAQ

1. **Why would I need to update Health History information?**
 When changes in health occur, families should update the Health History Information in the enrollment system. This may include changes in allergies, medications, conditions, or other emotional or behavioral conditions. Additionally, families may be requested to update this information before overnight events such as camps or excursions.
2. **What other areas of an Active enrollment can families update?**
 Families can update the PERSONAL INFO section of an Active enrollment which includes contact, member, demographic, school, parent/guardian, emergency contact, military service, and household assistance information.

3. **What other areas of an Active enrollment can families not update?**

Families are unable to update the UNITS section of an Active enrollment and to change waiver consent information. To make changes to units or projects, contact your [local 4-H county office](#).

For questions, please contact your [local county 4-H office](#).

The University of California Division of Agriculture & Natural Resources (UCANR) is an equal opportunity provider. (Complete nondiscrimination policy statement can be found at <http://ucanr.edu/sites/anrstaff/files/215244.pdf>)

Inquiries regarding ANR's nondiscrimination policies may be directed to UCANR, Affirmative Action Compliance Officer, University of California, Agriculture and Natural Resources, 2801 Second Street, Davis, CA 95618, (530) 750-1343.