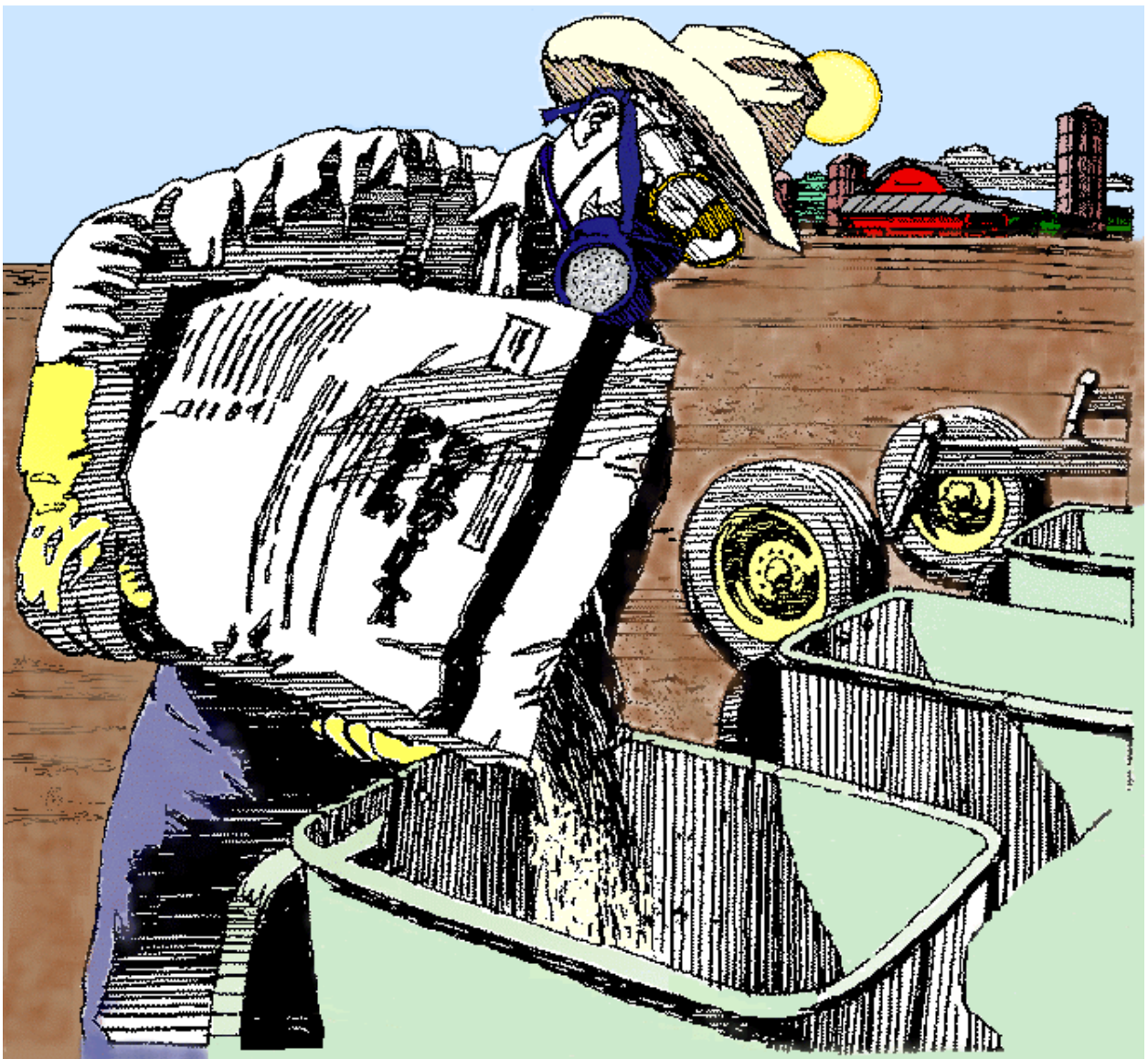


County of Los Angeles

Agricultural Commissioner /
Weights and Measures Department

Grower's Guide





TO OUR GROWERS:



This guide provides general information on what is required of a grower who uses pesticides or has pesticides applied by a pest control company for the production of agricultural and ornamental commodities.

Specific or detailed information can be provided by your County Agricultural Inspector. Information is also contained in the Pesticide Safety Information Series (PSIS) A-1 through A-11, which can be obtained from your area inspector or the CDPR website.

You will find this guide to be very helpful in understanding the laws and regulations pertaining to the use of pesticides for the production of agricultural and ornamental commodities.

For more information and updates, you can access these websites:

County Agricultural Commissioner (LACAC): <http://www.acwm.lacounty.gov/>

California Department of Pesticide Regulation (CDPR): <http://www.cdpr.ca.gov>

District Office Locations & Phone Numbers

Headquarters - Arcadia

Hours: 6:30-5:30 Monday - Thursday
12300 Lower Azusa Road
Arcadia, CA 91006
Main Line
(626) 575-5466
(626) 443-6652 fax

Antelope Valley - Lancaster

335A East Avenue K-10 Ste102
Lancaster, CA 93535
(661) 974-8801
(661) 948-1088 fax

Northern Area - Sylmar


14445 Olive View Dr. #A
Sylmar, CA 91343
(818) 833-5790
(818) 833-7797 Fax

Western Area - Lomita

24320 Narbonne Aveue
Lomita, CA 90717
(310) 534-2770
(310) 326-8862 fax

THIS GUIDE PROVIDES INFORMATION ON THE FOLLOWING TOPICS:

- Basic Requirements**
- Record Keeping**
- Labels**
- Training**
- Field Posting**
- Safety Equipment
Personal Protective Equipment (PPE)**
- Medical Care Information**
- Decontamination Facilities**
- Equipment and Storage**



Basic Requirements

Whether you apply pesticides yourself, or you hire a licensed Pest Control Operator to apply pesticides to your property or production commodity,

You **MUST** each and every year:

OBTAIN AN OPERATOR ID NUMBER

Or if you intend to use a California Restricted Pesticide:

OBTAIN A RESTRICTED MATERIALS PERMIT



Owners (employers) who apply pesticides are exempt from worker safety regulations; however, you **must** comply with **ALL** label requirements including ones specifying personal protective equipment (PPE).

Owners **must COMPLY** with the following requirements listed in the booklet regardless of who applies the pesticides.



Record Keeping

You **must** keep a copy of your Operator ID and/or Restricted Materials Permit for two years.

It is the responsibility of the owner/employer to submit the use reports to the agricultural commissioner. Submit the report by the 10th day of the month following the month the pesticide application was made. Maintain a record of these reports for 2 years and provide them to the director or commissioner upon request.

It is the employer's responsibility to keep a copy of the training records, written program, and use reports for 2 years, at a central location at the workplace. It **must** be accessible by employees.

If a pest control company does the work, then they are responsible for reporting the use. They **must** report the application within 7 days. A copy of the report **must** be mailed to the operator of the property within 30 days of the completion of the pesticide application. Retain these for 2 years also.

A recommendation is required for any agricultural use unless the application is made by the grower or his/her employees. It can be written by a Pest Control Adviser or the owner of the property. It **must** be retained for one year.

See PSIS: A5, A8, A9.

Labels

A copy of the registered label **must** be available at the work site. Special local needs (SLN) registrations are supplemental labeling instructions for additional uses authorized by DPR. An SLN **must** be in possession of the user at the time of an application.

Label exemptions for special local needs and emergency conditions are provided by DPR or US EPA.

When using a California restricted material, a notice of intent (NOI) **must** be submitted to our office. NOI's are required at least 24 hours prior to an application. Certain restricted pesticides will require NOI's of an earlier notification. These conditions are specified on the permit.

See PSIS: A1, A5, A8, A10



Training

If you have employees who handle pesticides or who work in a field where pesticides are applied, you **must** train them **before** they are allowed to handle pesticides or enter a treated field.

Treated field means a field that has been treated with a pesticide or has had a restricted entry interval (REI) in effect within the last 30 days. This includes roads, paths, ditches, borders and headlands, if the pesticide was also applied there.

The training for handlers and/or fieldworkers **must** be done by a qualified person.

The handler's written training program **must** describe the materials and information that will be provided, and address specific topics.

Pesticide handlers **must** be trained every year and be continually updated to cover any new pesticides that will be handled.

The employer **must** record the date and extent of the training. This training must be verified by the employee's signature.

The employer **must** display a completed PSIS A-8 whenever employees are working as handlers.

Fieldworkers **must** be trained within the last five years before beginning work in a treated field.

The employer **must** display a completed PSIS A-9 at the field or a **central location** whenever employees are working as fieldworkers in a "treated field."

The employer **must** display (at a central location) within 24 hours of the completion of a pesticide application, the following application specific information when employees are required to work in treated fields:

Identification of treated area, time and date of application, REI, product name, EPA registration number, active ingredients.

See *PSIS: A1, A5, A8, A9*

Field Posting



The owner or property operator **must** post treated fields when:

1. It is required by the pesticide product labeling, unless access to the field is controlled in a manner that assures no employee (other than the handlers making the application) will enter, work in, remain in, or walk within 1/4 mile during the application and the restricted entry interval.
2. If the (REI) is greater than 7 days.
3. All greenhouse application unless entry is controlled.

Post before application begins; however, do not post unless a pesticide application is scheduled within the next 24 hours.

Posting **must** be removed within 3 days after the expiration of the REI.

- ◆ General sign requirements for treated fields and greenhouses:
It must be readable from 25 feet.
And contain all of the following:
Skull and Crossbones symbol near the center of the sign
"DANGER" and "PELIGRO"
"PESTICIDES" and "PESTICIDAS"
"KEEP OUT" and "NO ENTRE"
- ◆ If the (REI) is more than 7 days, the sign **must** include the following information:
The date of unrestricted entry.
The name of the operator of the property and the field
Identification (if any).
- ◆ General posting locations for treated fields and greenhouses:
At all usual points of entry, or at the corners. If adjacent to right-of-ways, posted at not greater than **600 foot** intervals.
- ◆ Chemigation applications require additional posting information.

See *PSIS: A8, A9*



Safety Equipment

Personal Protective Equipment (PPE)

The employer **must** provide the employee with the **label** required PPE (i.e. long-sleeved shirt, headgear, aprons).

The employer **must** provide the employee with **regulation** required PPE (i.e. protective eyewear, gloves, footwear and other protective clothing).

Eye protection is required, by regulation, for all "hand applications". See PSIS A-1 for some exceptions.

Protective gloves are required unless the label states otherwise. See PSIS A-1 for some exceptions.

Employers **must** assure employees are provided with and use approved respiratory protective equipment (RPE) when pesticide product labeling or regulations require RPE.

Owners (employers) who apply pesticides are exempt from worker safety regulations; however, you **must** comply with **ALL** label requirements including ones specifying personal protective equipment (PPE).

Using "Danger" Label Pesticides

Coveralls **must** be used when an employee handles a pesticide with the signal word "DANGER" or "WARNING" on the label.

Exceptions include: use of a closed system or working from an enclosed cab or cockpit.

A closed system is required only for liquid-formulation pesticides with the signal word "Danger", as well as minimal exposure pesticides.

Employees mixing, loading, or applying pesticides in toxicity category I (Danger), may not work alone unless contact is made at least every 2 hours, unless the permit specifies otherwise.

For nighttime, the interval is one hour. A pilot, mixer/loader, and/or flagger team would be considered working together. Two ground applicators in the same field are OK, if they can see one another's vehicle.

See PSIS: A1, A3, A4, A5, A7, A8, A10



Medical Care Information

Emergency medical care for employees handling pesticides and fieldworkers who enter fields that have been treated with pesticides **must** be planned for in advance.

If employees are handling pesticides, the medical care information **must** be posted at a prominent place at the work site. Fieldworkers and their supervisors are to be informed of this information, which is provided on PSIS A-9.

In either case, if the medical care facility is not readily available, procedures to be followed to obtain immediate medical care **must** be given.

If any employee has become ill or thought to have been exposed to a pesticide which might lead to an illness, the employer **must** ensure the employee is **taken** to a doctor immediately.

Additional Medical Records & Respiratory Protection Program

The use of carbamates and organophosphates with “Warning” or “Danger” labels may require special medical supervision, record keeping and equipment.

The use of respirators ALSO require special medical evaluation and supervision, record keeping, equipment maintenance and care.

See PSIS: A5, A8, A9, A10, A11



Heat Illness Risk Reduction

When employees work in hot conditions, employers **must** take special precautions in order to prevent heat illness. Employers of outdoor workers **must** comply with the Cal/OSHA heat illness prevention standard.

1. Recognize the hazard
2. Water, shade and rest breaks
3. Acclimatization
4. Prompt medical attention
5. Training
6. Written Procedures

See <http://www.dir.ca.gov/DOSH/HeatIllnessInfo.html>

Decontamination Facilities



For handlers, the employer **must** assure that sufficient water, soap, and single use towels are available. If the product label requires protective eyewear, then a minimum of one pint of water for emergency eye washing **must** be immediately available.

If coveralls are being used, the employer **must** make provisions to store and clean the coveralls. Employees should not be taking coveralls home, unless it is necessary. It is recommended that the work clothes be kept in a sturdy, sealed container, until they can be properly washed at the work facility.

For fieldworkers engaged in activities in treated fields the employer **must** assure that sufficient water, soap and single use towels are reasonably accessible.

Change Areas

The decontamination facility **must** be within 1/4 mile of worker activity. The facility can be in an area under a REI for a fieldworker performing early entry activities. In no case can the facility be in an area under treatment.

See PSIS: A4, A7, A10

Equipment & Storage



The employer **must** inspect all application equipment and make sure that it is in good condition and safe to operate prior to any application. For example, mixing tanks **must** have covers to prevent splashes and spills. Tanks 50 gallons or greater **must** be equipped with either a sight gauge to indicate the liquid level in the tank, or a shut-off device that will automatically stop the filling operation before the pesticide liquid mixture spills over the top.

The employer **must** provide a closed system for employees who mix, load or transfer liquid pesticides with the signal word "DANGER; load undiluted liquid mixes derived from dry pesticides with the signal word "DANGER" or mix, load or transfer minimal exposure pesticides (see PSIS A-10).

Storage

PPE **must** be stored separately from pesticides and application equipment, to prevent contamination. Pesticides **must** remain locked up when not attended. The storage of pesticides must have distinct separation from other stored materials. The storage **must** be posted with warning signs, when the stored pesticides have the signal word, "Danger" or "Warning."

Signs **must** be visible from any direction of probable approach, and be readable at 25 feet.

Example
DANGER
POISON STORAGE AREA
ALL UNAUTHORIZED PERSONS KEEP OUT
KEEP DOOR LOCKED WHEN NOT IN USE

The notice shall be repeated in an appropriate language other than English when it may reasonably be anticipated that persons who do not understand the English language will come to the enclosure.

Disposal Procedures

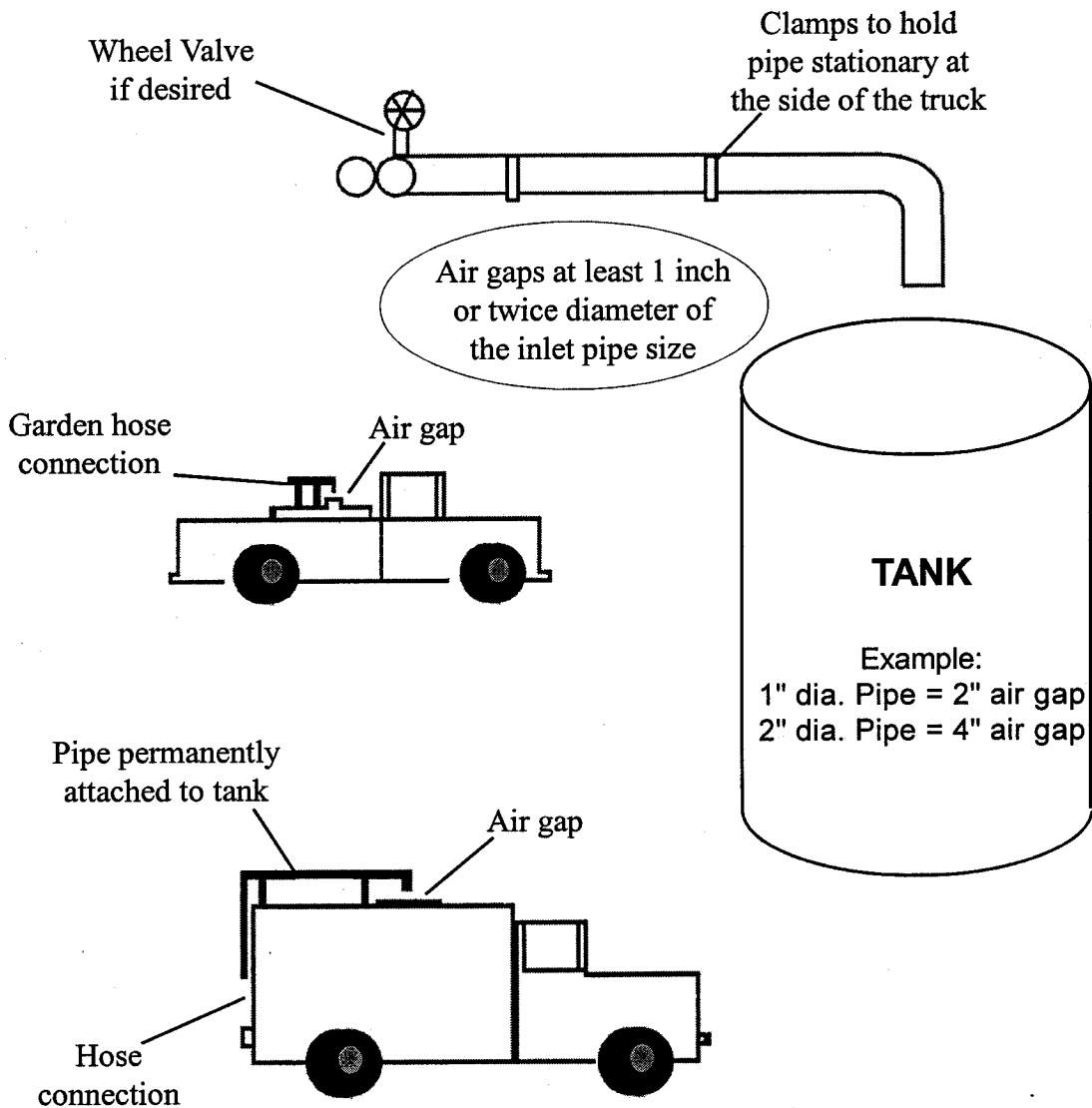
Containers of less than 28 gallons **must** be rinsed and drained at the mix and load site. Except for the containers to be returned to the registrant, follow the directions provided in PSIS A-2.

Do not refill or reuse original containers. Destroy canisters and discard in a sanitary landfill. **Do not put pesticides in containers designated for food, drink, or household products.**

Air Gap

In Los Angeles County, all application equipment **must** have an air-gap separation permanently affixed to the equipment. Backpack type spray equipment with a capacity not exceeding 4 gallons and hand-held sprayers of 3 gallons or less are exempt. They may be filled by hand holding a hose over the tank. The hose **must** be held well above the tank at all times to prevent contact with the tank or its contents.

EXAMPLE OF AIR-GAP SEPARATION



Type of affixed air gap approved by L.A. Co Health Dept.

Remember:

THIS IS A GENERAL GUIDE.

LAWS AND REGULATIONS ARE PERIODICALLY UPDATED.

**THERE IS NO SUBSTITUTE FOR KNOWING
THE LAWS & REGULATIONS THAT GOVERN PESTICIDE USE.**

**IF YOU HAVE QUESTIONS, CONTACT YOUR AREA
AGRICULTURAL PESTICIDE INSPECTOR.**

Sincerely,

**Kurt E. Floren
County of Los Angeles
Agricultural Commissioner/
Director of Weights and Measures**





For more information and updates, you can access these websites:

County Agricultural Commissioner (LACAC): <http://www.acwm.lacounty.gov>

California Department of Pesticide Regulation (CDPR): <http://www.cdpr.ca.gov>