



Program Evaluation Outcomes Annual Report

Colusa County

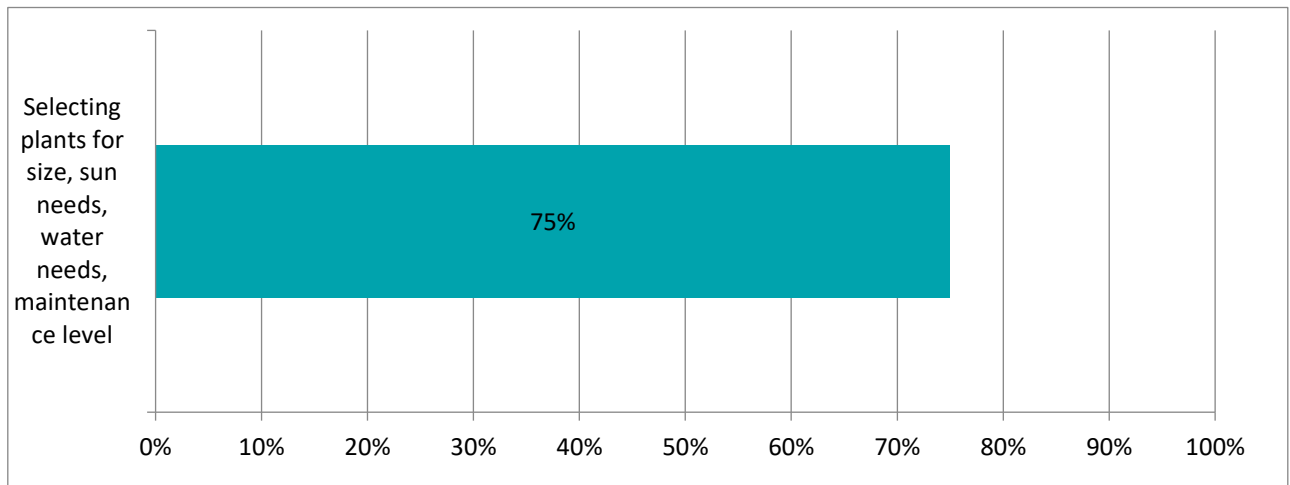
The goal of this survey is to examine behavior change in gardening practices among those who attend public education events led by UC Master Gardener volunteers. This cumulative report shows results from attendees who responded to the follow-up survey for events/workshops held between September 2017 and June 2018. Please note that attendees receive survey items for topics that were discussed during the event/workshop only. The statewide response rate for this reporting period is 36%.

Demographics

Data were collected from 18 respondents who attended 5 public education events. 81% of respondents were female; 87% were white, 13% were race not listed; 19% were Hispanic; 25% of respondents were 31-50 years old, 56% were 51-70 years old, and 19% were 71 or older.

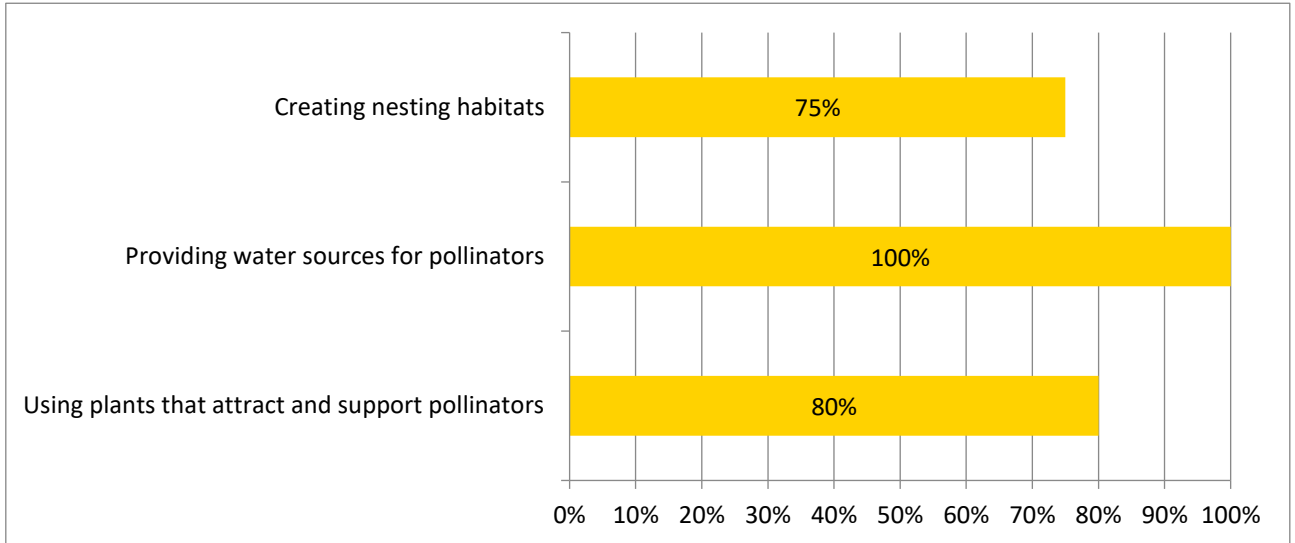
Outcomes

Right Plant Right Place (% respondents that started/improved practices)

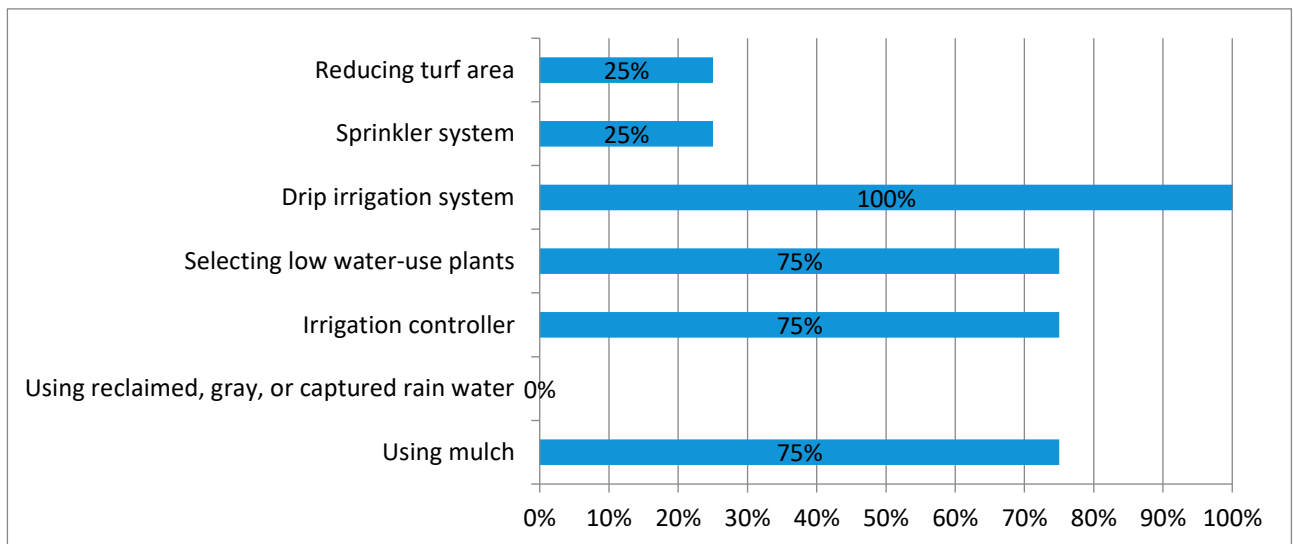




Pollinator-Friendly Gardens (% respondents that started/improved practices)

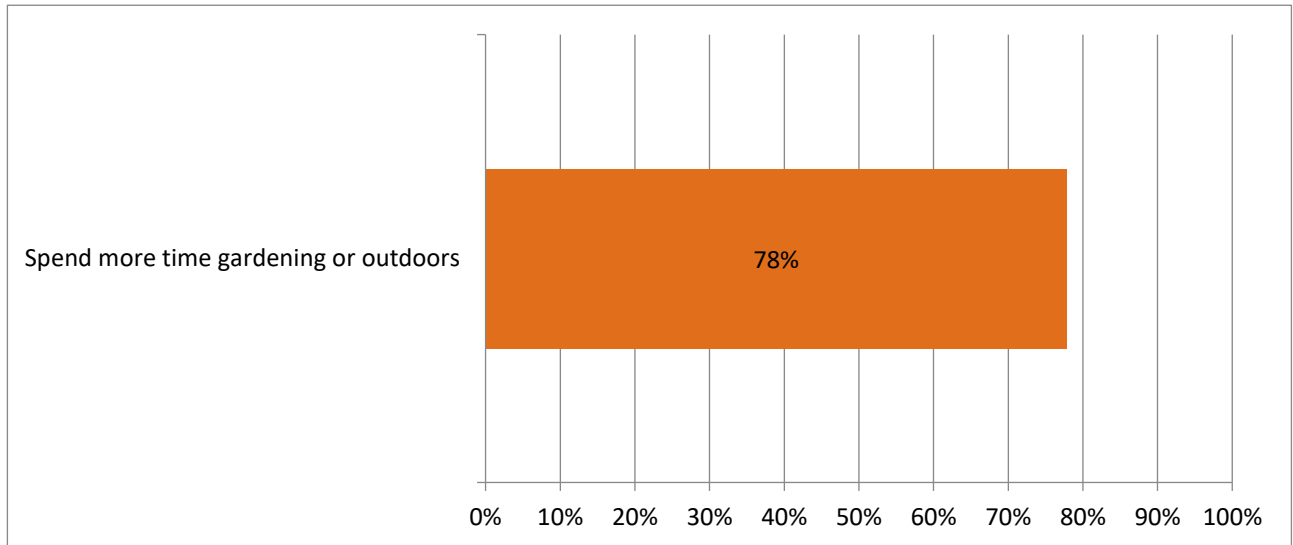


Water Conservation (% respondents that started/improved practices)





Spending More Time Gardening/Outdoors (% respondents that started/improved practices)



Resources

- 6% of respondents reported using the Master Gardener Help Desk/Help Line.
- 47% of respondents reported using the Master Gardener Program website.
- 0% of respondents reported using IPM.
- 0% of respondents reported using the Garden Web.
- 12% of respondents reported using the California Backyard Orchard.
- 18% of respondents reported using other resources.