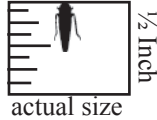


Sharpshooters



Blue-green sharpshooter,
Graphocephala atropunctata

- 1/4 inch long
- Dark green to bluish green
- Black markings on back of head and thorax
- Yellow triangle between the wings
- One generation per year
- Feeds and breeds on woody plants




Blue-green sharpshooter nymph

- Five immature nymphal stages
- White in color



Red-headed sharpshooter,
Xyphon fulgida

- 1/5 inch long
- Green wings and thorax
- Sharply pointed head with reddish color
- Four generations per year
- Breeds and feeds on bermuda grass




Green sharpshooter,
Draeculacephala minerva

- 5/16 inch long
- Green on the top side
- Tan to dark brown legs and underside
- Three generations per year
- Breeds and feeds on grasses



Glassy-winged sharpshooter,
Homalodisca vitripennis,
and egg mass

- 1/2 inch long
- Dark brown with light underside
- Upper part of head stippled with yellow spots
- Wings partly transparent with reddish veins, folded flat over the body
- Breeds and feeds on woody and herbaceous plants



Glassy-winged sharpshooter nymph

- Five immature nymphal stages
- Olive-gray in color with prominent reddish eyes

Sharpshooters

Blue-Green Sharpshooter (BGSS)

Date	Insect Stage	What to look for
March through May	Blue-green sharpshooter adult	<ul style="list-style-type: none"> • Before bud break, place yellow sticky cards at least 4 by 7 inches in size at the edge of the vineyard adjacent to a riparian zone, wooded areas or ornamental landscape. • Place traps 100 to 200 feet apart • Check traps at least once a week and record number of BGSS • Remove BGSS from the trap after counting them • Replace traps whenever they become dirty or are no longer sticky
Mid-April through July	Blue-green sharpshooter nymphs	<ul style="list-style-type: none"> • Look for BGSS nymphs in their preferred host plants at the edge of the vineyard • Sample host plants with the use of a sweep net • Empty the contents of the sweep net in a plastic bag for viewing

Glassy-Winged Sharpshooter (GWSS)

Date	Insect Stage	What to look for
March through November	Glassy-winged sharpshooter adult	<ul style="list-style-type: none"> • Before bud break, place yellow sticky cards (preferably 5.5 by 9 inches in size) at the edge of the vineyard adjacent to a riparian zone, wooded areas or ornamental landscape • Place one trap per 10 acre block, or as many traps as you can check on a weekly basis • Check traps at least once a week. If you suspect an insect is GWSS, contact the Agricultural Commissioner's office and U.C. Cooperative Extension • Replace traps whenever they become dirty or are no longer sticky

Green and Red-headed Sharpshooters*

Date	Insect Stage	What to look for
April through May	Green sharpshooter adult	Sample lush grasses with sweep net
	Red-headed sharpshooter adult	Sample bermudagrass with a sweep net

* Green and red-headed sharpshooters are found where grasses remain lush year round in North Coast vineyards located adjacent to breeding habitat. Pierce's disease can be transmitted by these sharpshooters.