






































































































































Version 4.0

-  Start seeds indoors
-  Direct sow in garden
-  Transplant
-  Harvest

The dates on this chart are for gardens at about 1200' of elevation. For Winter/Spring planting, gardeners at higher elevations should delay planting by about 2 weeks for every 1000' above 1200'. Gardeners at lower elevations should plant about 2 weeks earlier for every 1000' below 1200'.

City	Approx. Elevation	Avg. Last Frost Date
Roseville	165'	3/15
Lincoln	165'	3/15
Rocklin	250'	3/23
Loomis	400'	3/26
Granite Bay	480'	3/26
Penryn	625'	3/26
Newcastle	950'	4/2
Auburn	1225'	4/2
Meadow Vista	1700'	4/9
Applegate	2000'	4/9
Weimar	2250'	4/9
Colfax	2425'	4/9
Foresthill	3225'	4/16

## Placer County Vegetable Planting Guide *Warm Season Vegetables*

	Jan	Feb	Mar	Apr	May	Jun	Jul	Aug	Sep	Oct	Nov	Dec
eggplant					 			   			Until frost	
peppers					 			   			Until frost	
tomatoes					 		     				Until frost	
winter squash					 			 	 			
beans, green				         	       			Until frost				
beans, dried				         				    			Until frost	
summer squash					 	 	 	 				
corn				        	      							
cucumber				 	 	 	 					
melons				 	 		 	 				
sweet potato					*Slips 				   		Until frost	
okra					        	      				Until frost		

Planting and harvest dates may vary between varieties; please check seed packets for details.

Frost dates are approximate due to recent climate changes and varying topography within Placer County.

Acknowledgments: Thank you to Professor Emeritus, Dr. Robert Norris at the UC Davis Plant Sciences Department and the El Dorado County Master Gardeners for the inspiration to create a local planting guide for Placer County.

**Master Gardeners of Placer County can be reached at (530) 889-7388, or online at [pcmg.ucanr.edu](http://pcmg.ucanr.edu).**

\*Sweet potato slips are rooted cuttings. Please go to [sacmg.ucanr.edu/files/187714.pdf](http://sacmg.ucanr.edu/files/187714.pdf) for more information.



# Placer County Vegetable Planting Guide

## Cool Season Vegetables

- Start seeds indoors
- Direct sow in garden
- Transplant
- Harvest

The dates on this chart are for gardens at about 1200' of elevation. For Summer/Fall planting, gardeners at lower elevations should delay planting by about 2 weeks for every 1000' below 1200'. Gardeners at higher elevations should plant about 2 weeks earlier for every 1000' above 1200'.

Vegetables depend on day length to reach maturity. This chart shows when to plant each cool season vegetable so that it approaches maturity before sunlight falls below 10 hours a day. During months with shorter days, plants stop growing and wait for long sunlight hours to resume.

	Jul	Aug	Sep	Oct	Nov	Dec	Jan	Feb	Mar	Apr	May	Jun
Brussels sprouts												
cabbage												
broccoli/cauliflower												
chard, collards, kale												
potatoes												
leeks							(Starts)					
arugula, lettuce, spinach												
onions/shallots												
beets												
turnips												
carrots												
radish												
garlic												
peas												
fava beans												

\* Sets are small onion bulbs that are transplanted the same way seed is planted but only produce green onions.