

PEARS Sustainability Module Preview

The purpose of the PEARs Sustainability Module is to capture FFY26 efforts by LHDs to sustain and/or transition nutrition and physical activity programming in their jurisdictions. **Each LHD will be expected to submit one entry by March 31, 2026.**

The module contains five sections:

1. General information
2. Collaborators
3. Train the Trainer
4. Identifying & applying for funding
5. General sustainability

Locate the Sustainability Module in PEARs by navigating to Engage > Sustainability.



1. General information

Each LHD will submit **only one entry** in this module. For “Name,” please enter your jurisdiction (county or city).

General Information

This module collects information about jurisdictional-level sustainability and transition activities in response to the end of SNAP-Ed funding.

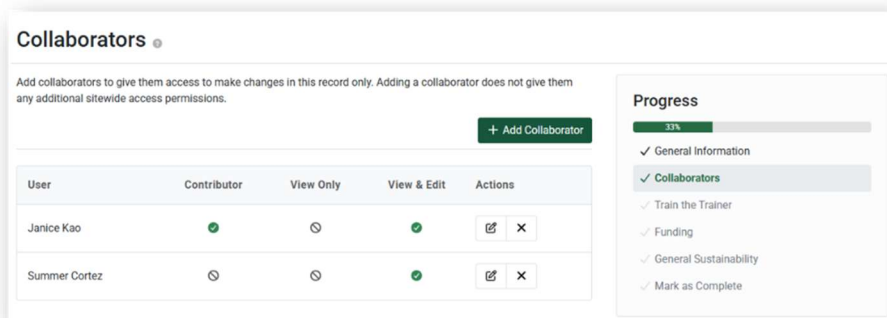
Name *

Unit *

For "Name", enter your jurisdiction (county or city).

2. Collaborators











If applicable, add collaborators to give them access to view or make changes to your sustainability module entry. This feature may be helpful if your LHD will have more than one staff member contributing to this single entry.



Collaborators

Add collaborators to give them access to make changes in this record only. Adding a collaborator does not give them any additional site-wide access permissions.

[+ Add Collaborator](#)

User	Contributor	View Only	View & Edit	Actions
Janice Kao				 
Summer Cortez				 

Progress

33%

- ✓ General Information
- ✓ **Collaborators**
- ✓ Train the Trainer
- ✓ Funding
- ✓ General Sustainability
- ✓ Mark as Complete

3. Train the Trainer

There is one 'required' question in the Train the Trainer (TtT) section of this module. If you select 'No,' you can move on to the next section. If you select 'Yes,' you will be prompted to select one or more relevant intervention type.

Train the Trainer

Please describe train the trainer activities conducted to transition or sustain community nutrition and physical activity programming in your jurisdiction after SNAP-Ed funding ends.

Were train the trainer sessions offered to any partners during the current reporting year? *

- ☐ Yes
- ☐ No

Were these sessions associated with: *

Select all that apply.

- ☐ PSE
- ☐ Direct Education
- ☐ Other

Complete follow-up questions only for the types of interventions relevant to the intervention type selected (PSE, Direct Education, or both).

The screenshots below show the questions as they pertain to PSE TtT Activities; identical questions are asked for Direct Education TtT Activities. If you only select 'Other' as an intervention type, no further questions are asked.

PSE Train the Trainer Activities

Please complete the following questions about Train the Trainer sessions associated with PSE.

Please estimate the number of PSE partner organizations trained.

Please identify settings where trained PSE partners will implement programming.

Select all that apply.

☐

☐ Schools
 ☐ Before and after school
 ☐ Early care and education
 ☐ Food assistance sites (food banks and pantries)
 ☐ Congregate meal sites
 ☐ Food retail
 ☐ Farmers' markets
 ☐ Health care clinics and hospitals
 ☐ Parks, open spaces, bike and walking trails
 ☐ Community and recreation centers
 ☐ Edible gardens

Settings list continues with: Family resource centers, Adult education and job training sites, Individual homes and public housing sites, Other.

Which groups will trained PSE partners serve with programming?

Select all that apply.

☐ Early childhood (0-5 years)
 ☐ School-aged children (6-17 years)
 ☐ General adults (18-64 years)
 ☐ Older adults (65 years and older)
 ☐ Unknown
 ☐ Breastfeeding/lactation support

Which topics were addressed by the PSE train the trainer sessions?

Select all that apply.

- ☐ Nutrition
- ☐ Physical activity/sedentary behavior
- ☐ Food/nutrition security
- ☐ Breastfeeding/lactation support
- ☐ Edible gardens
- ☐ Other

Types of funding organizations:

Select all that apply.

Government x Private foundations x Donors x Other x

Level of government, if applicable:

Select all that apply.

- ☐ Local
☐ State
☐ Federal

Please list the name(s) of any foundation(s) with successful or pending funding applications in your jurisdiction.

Foundations with successful awards:

Foundations with pending applications:

What topic areas are addressed by grants or other funds?

Consider applications that have been successful and those that are still pending decisions. Select all that apply.

Nutrition x Physical activity/sedentary behavior x Other x

Please list specific issues addressed by grants and funding applications (i.e., when a funder requested proposals to address a specific issue area or when your application did so based on community needs):

Consider applications that have been successful and those that are still pending decisions.

What activities will funding be used to support?

Consider applications that have been successful and those that are still pending decisions. Select all that apply.

- Direct education
PSE
Partnership and coalition-building
Training and technical assistance
Other

In total, how much funding has your jurisdiction secured from applications since July 1, 2025?

- ☐ None
- ☐ Less than 10K
- ☐ 10 to <50K
- ☐ 50 to <100K
- ☐ 100 to <250K
- ☐ 250 to <500K
- ☐ 500K or more

In total, how much funding is currently pending from applications since July 1, 2025 (i.e., applied for but have not received decision)?

- ☐ None
- ☐ Less than 10K
- ☐ 10 to <50K
- ☐ 50 to <100K
- ☐ 100 to <250K
- ☐ 250 to <500K
- ☐ 500K or more

5. General sustainability

The general sustainability section of the module has one 'required' question, followed by a handful of optional questions for your consideration.

General Sustainability

About how much of the nutrition and physical activity programming previously supported by CFHL will continue during the first year after CFHL funding ends? *

Consider all programming directly implemented by your LHD, by funded partners, or by unfunded partners under your LHD's support and jurisdiction. The first year after CFHL funding ends is May 1, 2026 to April 30, 2027.

- ☐ All
- ☐ More than half
- ☐ About half
- ☐ Less than half
- ☐ None

Has your LHD provided written guidance to partner organizations about sustaining, transitioning, or closing out CalFresh Healthy Living activities?

Select all that apply.

- ☐ Yes, for sustainability
- ☐ Yes, for transitioning activities
- ☐ Yes, for close-out of activities
- ☐ No, for none of these

Thinking about data and evaluation activities to support future nutrition and PA programming your LHD intends to implement, which of these activities do you anticipate you may not have sufficient staff, time, or other resources for?

Consider internal and external resources, including those you might engage through partners or contracts. Select all that apply.

- ☐ Needs assessment
- ☐ Program evaluation
- ☐ Data management
- ☐ Data analysis
- ☐ Data interpretation
- ☐ Communicating data/evaluation findings with stakeholders
- ☐ Other data/evaluation activities not listed
- ☐ None of the above
- ☐ N/A, there will be no future nutrition and PA programming

Has your LHD engaged in any sustainability or transition activities not identified above?

- ☒ Yes
☐ No

Please briefly describe other sustainability or transition activities:

If you have any additional comments about your LHD's work to sustain, transition, or close out CFHL in your jurisdiction, you may use this optional space to share them.



File Upload Input

Optional. Upload files that will be helpful to CDPH and NPI in understanding your LHD's sustainability and transition efforts. This may include sustainability, transition, and close-out documents shared with partners.



Drop here or [browse](#)