

















TREES FOR SMALL SPACES
 University of California Cooperative Extension Master Gardeners of Fresno County


















Use plants suitable for USDA hardiness zone 9 or Sunset hardiness zones 8 or 9.

X = Must be pruned to develop and maintain shape and size.




















EVERGREEN TREES

NAME	SHAPE	SIZE	GROWTH RATE	LEAF LENGTH	WATER NEEDS	POTENTIAL PROBLEMS	COMMENTS
Banana Shrub <i>Michelia figo</i>		8-15' H 5-10' W	Slow	1-3"			Flowers have strong fruity fragrance Needs part shade
Bay							
California Bay Laurel <i>Umbellularia californica</i>		20-25' H 20-25' W	Slow	2-5"		Aphids, scales, sooty mold Heavy fall leaf drop	
Sweet Bay <i>Laurus nobilis</i>	 X	12-40' H 12-40' W	Slow	3"		Scale insects Suckers Sunscald	Easily trained to desired height 'Saratoga" good cultivar
Bottlebrush <i>Callistemon spp.</i>	Varies	10-30' H 10-15' W	Fast	2-3"		Attracts bees	Size and shape vary with species
Buckthorn, Italian <i>Rhamnus alaternus</i>	Varies X	10-20' H 10-20' W	Fast	2"		Volunteer seedlings	Easily trained as single or multi-trunked tree
Carolina Cherry Laurel <i>Prunus caroliniana</i>		20-30' H 15-25' W	Moderate	2-4"		Fruit and flower litter Chlorosis	Small, fragrant white flowers
Citrus, dwarf <i>Citrus</i>		8-10' H 8-10' W	Slow	3"		Scale, aphid, ants	Frost sensitive
Guava, Pineapple <i>Feijoa</i>	 X	15-20' H 10-15' W	Fast	2-3"		Messy fruit	Can be pruned to any shape
Hawthorn, Indian <i>Rhaphiolepis</i> 'Majestic Beauty'		20-25' H 8-10' W	Moderate	4"		Fire blight Cercospora leaf spot	Spring flowers Can reduce size by shearing













EVERGREEN TREES—Cont.

NAME	SHAPE	SIZE	GROWTH RATE	LEAF LENGTH	WATER NEEDS	POTENTIAL PROBLEMS	COMMENTS
Holly							
Burford Holly <i>Ilex cornuta 'Burfordii'</i>		15' H 10' W	Slow	1"		Afternoon shade recommended	Burford and Wilson hollies prefer rich, slightly alkaline soil and require a male and female plant to produce berries
Wilson Holly <i>Ilex altacrerensis 'Wilsonii'</i>		15-20'H 10-12'W	Slow	5"		Scale insects	Better in alkaline soils than other hollies
Yaupon <i>Ilex vomitoria</i>		15-20'H 10-15'W	Slow	1"			
Juniper							
Hollywood juniper <i>Juniperus chinensis 'Torulosa'</i>	Irregular	15' H 10' W	Moderate			Root rot, juniper blight Mites, borers	
Tolleson's juniper <i>Juniperus scopulorum</i>		20' H 10' W	Fast			Root rot, juniper blight Mites, borers	
Irish juniper <i>Juniperus communis 'Stricta'</i>		12-20' H 3-4' W	Moderate			Root rot, juniper blight, borers	
Loquat <i>Eriobotrya japonica</i>		15-30' H 15-30' W	Fast	6-12"		Fruit and leaf drop Fire blight	Fragrant flowers
Magnolia, Compact <i>Magnolia grandiflora 'Little Gem'</i>		20-25' H 10-15' W	Slow	2-4"		Surface roots Mites, scale, aphids	Leaves do not decompose rapidly
Melaluca <i>Melaluca armillis</i>		15-30' H 15-30' W	Moderate	1"		Prickly leaves	Attractive peeling bark





















EVERGREEN TREES- Cont.

NAME	SHAPE	SIZE	GROWTH RATE	LEAF LENGTH	WATER NEEDS	POTENTIAL PROBLEMS	COMMENTS
Nutmeg, California <i>Torreya californica</i>		15-20' H 12-15' W	Slow	1-2½"			
Oleander <i>Nerium</i>		10-15' H 10-15' W	Fast	4"		All parts poisonous Aphid, scale, gall	Needs frequent pruning to maintain tree shape
Olive <i>Olea europaea</i> 'Little Ollie'		25-30' H 25-30' W	Moderate	1-3"		Fruit stains Scale, Verticillium wilt, crown gall	Thrives in hot summers Frost sensitive Allergenic pollen
Palm							
Mediterranean Palm <i>Chamaerops humilis</i>		20' H 20' W	Slow				Tolerates poor soil
Windmill Palm, Chinese <i>Trachycarpus fortunei</i>		30' H 10' W	Moderate to fast	2-3 feet			Tolerates poor soil
Pindo Palm <i>Butia capitata</i>		10-20' H 10-15' W	Slow	5-7 feet			Tolerates poor soil
Photinia, Red Tip <i>Photinia fraseri</i>		10-15' H 10-15' W	Moderate to fast	To 5"		Leaf drop Sunburn on trunk Borers	Reddish new spring growth Creamy white flowers
Pine, Japanese Black <i>Pinus thunbergii</i>	Various	20' H 10' W	Slow to moderate	3-4½" needles		Aphids, borers Leaning trunk	Can be shaped Can be grown as bonsai 3" cones
Pittosporum tobira Tobira		6-15' H 6-15' W	Moderate	2-4"		Sticky seed and fruit litter Aphids and scale	Creamy white flowers
Podocarpus macrophyllus 'Maki' Shrubby Yew Pine		8-15' H 2-4' W	Slow to moderate	3"			Easily-shaped Does well in containers

















EVERGREEN TREES- Cont.

NAME	SHAPE	SIZE	GROWTH RATE	LEAF LENGTH	WATER NEEDS	POTENTIAL PROBLEMS	COMMENTS
Sago Palm <i>Cycas revoluta</i>		10' H 6' W	Very slow	3 feet		Sunburn	Is a cycad, not a palm
Silverberry <i>Elaeagnus pungens</i>	 X	10-15' H 10-15' W	Fast	1-3"		Spiny branches	Gray-green leaves Oval small fruit
Strawberry Tree <i>Arbutus "Marina"</i>		35' H 8-35' W	Slow to moderate	2-3"		Messy fruit, basal suckers, stem sprouts	Drought-tolerant Better garden choice than <i>A. unedo</i>
Sumac, African <i>Rhus lancea</i>		20-30' H 25-35' W	Slow	4-5"		Leaf litter Needs good drainage Allergenic pollen	
Toyon <i>Heteromeles arbutifolia</i>	 X	15-25' H 15-20' W	Moderate	2-4"		Fire blight Scale, sooty mold	Must be trained as tree
Xylosma <i>Xylosma congestum</i>	 X	12-25' H 12-25' W	Moderate to fast	1½-3"		Scale, spider mites, chlorosis	Semi-deciduous in cold weather

DECIDUOUS TREES

NAME	SHAPE	SIZE	GROWTH RATE	LEAF LENGTH	WATER NEEDS	POTENTIAL PROBLEMS	COMMENTS
Apricot, Flowering <i>Prunus mume</i>		15-30' H 15-30' W	Moderate	4"		Fruit drop	Early bloomer Used for bonsai
Chaste Tree <i>Vitex agnus-castus</i>		6-25' H 6-25' W	Fast	2-6"		Seeds unsightly Root suckers	Lavender-blue flowers, summer to fall Thrives in summer heat
Cherry, Flowering <i>Prunus serrulata</i> <i>P. X yedoensis</i>		15-25' H 15-20' W	Moderate	2-5"		Borers Sunburn	Mahogany red bark Rarely fruits May be short-lived
Chitalpa <i>X Chitalpa</i> <i>tashkentensis</i>		20-30' H 20-30' W	Fast	4-5"		Messy flowers Bark split	Showy flowers all summer
Crabapple <i>Malus sp.</i>		Varies	Moderate	2-3"		Fire blight Fungal diseases	Spring flowers, fall colors Fruit bearing Good lawn tree
Crape myrtle <i>Lagerstroemia sp.</i>		8-25' H 10-18' W	Slow	4"		Mildew (resistant cultivars available) Aphids	Summer bloom Fall color
Dogwood <i>Cornus florida</i> (white) <i>C. florida 'Rubra'</i> (pink)		15-20' H 15-25' W	Slow to moderate	3-5"		Needs some shade, wind protection Well-drained soil	Needs acid soil Spring flowers Fall color
<i>C. kousa</i>		20-30' H 15-20' W	Slow	4"		Needs some shade, wind protection Well-drained soil	Needs acid soil Spring flowers Fall color
Fringe Tree, Chinese <i>Chionanthus retusus</i>		20' H 20' W	Slow to moderate	2-4"		Berries Allergenic pollen	White, fragrant flower clusters, purple berries Fall color
Jujube/Chinese Date <i>Zizyphus jujube</i>		20-30' H 10-15' W	Slow to moderate	1-2"		Spines	Drought-tolerant Edible fruit

DECIDUOUS TREES—Cont.

NAME	SHAPE	SIZE	GROWTH RATE	LEAF LENGTH	WATER NEEDS	POTENTIAL PROBLEMS	COMMENTS
Magnolia, Deciduous							
Star Magnolia <i>Magnolia stellata</i>		10' H 20' W	Slow	4"			Early spring-flowering
Saucer Magnolia <i>Magnolia soulangeana</i>		25' H 25' W	Moderate	4"		Messy flowers Leaves burn in late summer heat	Good lawn tree
Maple, Japanese <i>Acer palmatum</i>		25' H 15-25' W	Slow	2-4"		Needs sun protection Sunburn	Many cultivars Colorful foliage
Plum, Flowering <i>Prunus cerasifera</i> 'Krauter Vesuvius' 'Newport'		10-20' H 12-20' W	Moderate to fast	2-3"		Borers, fruit drop (near-fruitless forms available)	Pink or white flowers winter/spring
Redbud							
Eastern Redbud <i>Cercis canadensis</i>		25-35' H 25-30' W	Moderate	3-6"		Seed pods Verticillium wilt	Early spring flowers Many cultivars
Oklahoma Redbud <i>Cercis reniformis</i>		20-25' H 15-20' W	Fast	2-4"		Verticillium wilt Red-humped caterpillar	Spectacular flowers
Western Redbud <i>Cercis occidentalis</i>	 X	10-18' H 10-18' W	Moderate	3"		Seed pods Verticillium wilt Suckers	Very drought-tolerant
Smoke Tree, Common <i>Cotinus coggygria</i>	 X	12-15' H 12-15' W	Slow	1 ½-3"			Colorful foliage Thrives in poor conditions

This list also is available on our website: mgfresno.ucdavis.edu

The UCCE Master Gardeners can be reached at:
 1720 S. Maple Ave
 Fresno CA 93702
 559-456-7563

Reviewed by: Leslie Feathers, UCCE Master Gardener Coordinator, Fresno County