

4-H Youth Member Enrollment Process

For 4-H Program Year: July 1, 2020 – June 30, 2021

For Marin County. Revised July 1, 2020

University of California
Agriculture and Natural Resources



Thank you for your interest in becoming a 4-H youth member. Youth are eligible to participate in 4-H if they meet the following criteria:

- **Primary Member:** Must be 5 years old on or before December 31, 2020. Primary members cannot enroll in large animal projects. Youth who turn 9 on or after January 1, 2021 must participate as a primary member until the end of the program year.
- **Junior, Intermediate and Senior Members:** Must be 9 years old on or before December 31, 2020. Youth may join as long as they are not 19 years old on or before December 31, 2020. Youth who turn 19 and who are already a 4-H member may continue capstone activities through December 31, 2021.

Marin County 2020-2021 4-H Youth Member Enrollment Process



1. **Find a local 4-H Club at <http://ucanr.edu/marin4h>**
Contact the 4-H Club Leader or visit during a 4-H Club meeting.
2. **Submit 4-H youth member enrollment online at <https://ca.4honline.com>.**
 - a. **New Member:** Create a family profile, create a new youth enrollment, enter all information, and submit. 4hOnline status will show as pending.
 - b. **Returning Member:** *Do not create a new duplicate account!*
Login to your family profile and click “Enroll for 2020-2021.” Enter all required information and submit. 4hOnline status will show as pending. To obtain a password, click on “I forgot my password” and then check your family email address for the temporary password.
3. **Submit \$65 by credit card online at <http://ucanr.edu/marinpay> or by check to 4-H Club Leader or Volunteer Enrollment Coordinator.**
4. **The application is reviewed by the 4-H Club Leader and the County 4-H Office.**
When approved, notification of your 4-H youth member will be sent from 4hOnline.


University of California Cooperative Extension, Marin County
(415) 473-4207 or marin4h@ucanr.edu
<http://ucanr.edu/marin4h>



4-H Youth Member Enrollment Process

For 4-H Program Year: July 1, 2020 – June 30, 2021

For Marin County. Revised July 1, 2020

University of California
Agriculture and Natural Resources



| New Families | Existing Families |
|---|---|
| <p>1. Click “I need to setup a profile.” Enter your county, email, family name, and password.</p>  <p>2. Enter family information and click Continue.</p> <p>3. Click “Add a new family member” and select youth and “Add Member.”</p> | <p>1. Click “I forgot my password.” Type in your family email address. Check your email for a password.</p>  <p>2. Click on “Edit” next to the member’s name.</p> <p>3. Click “Enroll for 2020-2021.”</p> |
| <p>4. Enter or update information.</p> <p>Profile information <i>(Select “Yes” on the Volunteer question if a Club Officer, Junior Leader, or Teen Leader)</i></p> <p>Parent consent, waiver of liability, code of conduct, additional information.</p> <p>Medical history and consent</p> <p>Club and project selections <i>(you must select at least 1 Club and 1 Project)</i></p> <p>5. Click “Submit enrollment” to change the status to “Pending.”</p> | |