



Placer County Vegetable Planting Guide

Version 3.0

Warm Season Vegetables

Start seeds indoors
 Direct sow in garden
 Transplant
 Harvest

The dates on this chart are for gardens at about 1200' of elevation. For Winter/Spring planting, gardeners at higher elevations should delay planting by about 2 weeks for every 1000' above 1200'. Gardeners at lower elevations should plant about 2 weeks earlier for every 1000' below 1200'.

City	Approx. Elevation	Avg. Last Frost Date
Roseville	165'	3/15
Lincoln	165'	3/15
Rocklin	250'	3/23
Loomis	400'	3/26
Granite Bay	480'	3/26
Penryn	625'	3/26
Newcastle	950'	4/2
Auburn	1225'	4/2
Meadow Vista	1700'	4/9
Applegate	2000'	4/9
Weimar	2250'	4/9
Colfax	2425'	4/9
Foresthill	3225'	4/16

	Jan	Feb	Mar	Apr	May	Jun	Jul	Aug	Sep	Oct	Nov	Dec
<i>eggplant</i>											Until frost	
<i>peppers</i>											Until frost	
<i>tomatoes</i>											Until frost	
<i>winter squash</i>												
<i>beans, green</i>									Until frost			
<i>beans, dried</i>											Until frost	
<i>summer squash</i>												
<i>corn</i>												
<i>cucumber</i>												
<i>melons</i>												
<i>sweet potato</i>											Until frost	
<i>okra</i>											Until frost	

Planting and harvest dates may vary between varieties; please check seed packets for details.

Frost dates are approximate due to recent climate changes and varying topography within Placer County.

Acknowledgments: Thank you to Professor Emeritus, Dr. Robert Norris at the UC Davis Plant Sciences Department and the El Dorado County Master Gardeners for the inspiration to create a local planting guide for Placer County.




















































































































































































































































Master Gardeners of Placer County can be reached at (530) 889-7388, or online at pcmg.ucanr.edu.





*Sweet potato slips are rooted cuttings. Please go to sacmq.ucanr.edu/files/187714.pdf for more information.



Placer County Vegetable Planting Guide

Cool Season Vegetables

	Jul	Aug	Sep	Oct	Nov	Dec	Jan	Feb	Mar	Apr	May	Jun
<i>Brussels sprouts</i>		 	 									
<i>cabbage</i>		 	 				 	 				
<i>broccoli/cauliflower</i>		 					 	 	 			
<i>chard, collards, kale</i>		 		 	 		 	 	 	 	 	
<i>potatoes</i>		 	 	 	 			 	 	 		
<i>leeks</i>	 	 	 	 			(Starts)  	 	 	 		
<i>arugula, lettuce, spinach</i>		 	 	 				 	 	 		
<i>onions/shallots</i>	 	 	 	 	 	 	 	 	 	 	 	 
<i>beets</i>		 	 	 	 	 	 	 	 	 	 	
<i>turnips</i>		 	 	 	 	 			 	 	 	
<i>carrots</i>		 	 	 	 	 	 	 	 	 	 	
<i>radish</i>			 	 	 	 	 	 	 	 	 	 
<i>garlic</i>			 	 	 	 	 	 	 	 		
<i>peas</i>			 	 	 			 	 	 	 	
<i>fava beans</i>				 	 	 	 		 	 	 	

-  Start seeds indoors
-  Direct sow in garden
-  Transplant
-  Harvest

The dates on this chart are for gardens at about 1200' of elevation. For Summer/Fall planting, gardeners at lower elevations should delay planting by about 2 weeks for every 1000' below 1200'. Gardeners at higher elevations should plant about 2 weeks earlier for every 1000' above 1200'.

Vegetables depend on day length to reach maturity. This chart shows when to plant each cool season vegetable so that it approaches maturity before sunlight falls below 10 hours a day. During months with shorter days, plants stop growing and wait for long sunlight hours to resume.

* Sets are small onion bulbs that are transplanted the same way seed is planted, but only produce green onions.